



Club Health Assessment for District 330 A through May 2025

| | | | Status | Membership | | | | | | | Reports | | | | | Finance | | LCIF |
|------------------------------------|------------------------------|--------------|---|-----------------------------|-------------------|---------------------|----------------|---|----------------------------|--|-------------------------------------|------------------------------------|------------------------|--|---------------------------------------|-----------------|-----------------------------------|------|
| Club Number | Club Name | Charter Date | | Current Member Count | YTD Members Added | YTD Members Dropped | YTD Net Growth | YTD Net Growth% | Member Count 12 Months Ago | Avg. length of service for dropped members | Months Since Last MMR *** | Yrs. Since Last Officer Report | President Rotation | Vice President Reported **** | Months Since Last Activity Report *** | Account Balance | Donations for current Fiscal Year | |
| | | | Number of times on status quo within last two years | If below 15 members appears | | | | If net loss is greater than 20% appears | | | If no report in 3 months appears in | When more than one year appears in | Number of repeat terms | Notes the officers that do not have appears in an active | If no report at 12 months red | | | |
| Clubs less than two years old | | | | | | | | | | | | | | | | | | |
| 157496 | Tokyo Athlete | 02/28/2024 | Active | 35 | 0 | 0 | 0 | 0.00% | 32 | | 11 | | 2 | T,M,VP,SC | N/R | | | |
| 178443 | Tokyo Casablanca | 09/25/2024 | Active | 26 | 31 | 5 | 26 | 100.00% | 0 | 2 | 0 | | | M,VP,SC | 3 | | \$1,000.00 | |
| 156117 | Tokyo Suzuran | 09/28/2023 | Active | 25 | 6 | 11 | -5 | -16.67% | 37 | 3 | 1 | | N | M,VP,SC | 0 | | \$1,990.51 | |
| 157779 | Tokyo Toranomom Sports Agent | 03/26/2024 | Active | 11 | 2 | 11 | -9 | -45.00% | 20 | 1 | 2 | | | M,VP,SC | N/R | | | |
| Clubs more than two years old | | | | | | | | | | | | | | | | | | |
| 61028 | OGASAWARA | 07/09/1998 | Active | 7 | 0 | 0 | 0 | 0.00% | 7 | | 31 | | 17 | S,T,M,VP,SC | N/R | | | |
| 24585 | TOKYO | 03/05/1952 | Active | 51 | 2 | 1 | 1 | 2.00% | 52 | 10 | 2 | | | P,M,VP,SC | 1 | | \$538.64 | |
| 122549 | Tokyo 2020 | 06/19/2014 | Active | 14 | 2 | 6 | -4 | -22.22% | 18 | 4 | 4 | | R | T,M,SC | N/A | | \$200.02 | |
| 84260 | TOKYO 21st CENTURY'S | 10/05/2004 | Active | 14 | 2 | 0 | 2 | 16.67% | 12 | | 0 | | | T,M,VP,SC | 24+ | | | |
| 24609 | TOKYO ADACHI | 05/25/1966 | Active | 29 | 5 | 0 | 5 | 20.83% | 24 | | 1 | | N | P,S,T,M,SC | 24+ | | \$77.56 | |
| 33122 | TOKYO ADACHI CHUO | 12/14/1976 | Active | 16 | 1 | 2 | -1 | -5.88% | 18 | 23 | 0 | | | P,S,T,M,VP SC | 0 | | \$204.06 | |
| Exc Award (06/30/2017, 06/30/2018) | | | | | | | | | | | | | | | | | | |
| 24620 | TOKYO AKABANE | 11/30/1966 | Active | 32 | 0 | 0 | 0 | 0.00% | 33 | | 0 | | N | P,T,M,VP,SC | 16 | | \$2,802.14 | |
| 24572 | TOKYO AKASAKA | 05/28/1962 | Active | 35 | 3 | 2 | 1 | 2.94% | 35 | 14 | 0 | | | S,M,VP,SC | 0 | | \$9,504.41 | |
| 50604 | TOKYO AKIGAWA | 05/18/1990 | Active | 62 | 2 | 3 | -1 | -1.59% | 63 | 16 | 0 | | | T,M,VP,SC | 0 | | \$2,739.54 | |
| 24608 | TOKYO AKIHABARA | 02/15/1966 | Active | 8 | 0 | 0 | 0 | 0.00% | 13 | | 11 | | | VP,SC | 24+ | | \$430.49 | |
| 24509 | TOKYO AKISHIMA | 06/12/1972 | Active | 43 | 5 | 2 | 3 | 7.50% | 40 | 2 | 0 | | N | P,T,M,VP,SC | 5 | | \$1,157.97 | |
| 24542 | TOKYO AOI | 05/02/1973 | Active | 33 | 3 | 11 | -8 | -19.51% | 43 | 7 | 0 | | | M,VP,SC | 3 | | \$5,810.84 | |
| 24554 | TOKYO AOYAMA | 06/16/1964 | Active | 11 | 0 | 0 | 0 | 0.00% | 11 | | 26 | | 3 | S,T,M,VP,SC | N/R | | | |
| 109271 | TOKYO AOZORA | 09/21/2010 | Active | 28 | 2 | 1 | 1 | 3.70% | 39 | 0 | 8 | | 2 | M,VP,SC | 4 | | \$97.62 | |
| 24566 | TOKYO ARAKAWA | 09/14/1962 | Active | 19 | 0 | 1 | -1 | -5.00% | 22 | 2 | 6 | | | P,S,T,M,VP SC | 24+ | | | |
| 37753 | TOKYO ARAKAWA NISHI | 11/27/1979 | Active | 42 | 1 | 1 | 0 | 0.00% | 41 | 36 | 0 | | N | M,SC | 0 | | \$8,588.49 | |
| 24584 | TOKYO ASAKUSA | 01/27/1959 | Active | 17 | 1 | 0 | 1 | 6.25% | 18 | | 8 | | 2 | T,M,VP,SC | 0 | | \$201.82 | |
| Exc Award (06/30/2020) | | | | | | | | | | | | | | | | | | |
| 55603 | TOKYO ASAKUSA HISHOH | 04/25/1994 | Active | 15 | 0 | 4 | -4 | -21.05% | 19 | 15 | 1 | | | S,T,M,VP,SC | 1 | | \$1,208.95 | |



Club Health Assessment for District 330 A through May 2025

| | | | Status | Membership | | | | | | | Reports | | | | | Finance | LCIF | |
|--|--------------------------|--------------|---|-----------------------------|-------------------|---------------------|----------------|---|----------------------------|--|-------------------------------------|------------------------------------|------------------------|------------------------------|---|--|-----------------------------------|--|
| Club Number | Club Name | Charter Date | | Current Member Count | YTD Members Added | YTD Members Dropped | YTD Net Growth | YTD Net Growth% | Member Count 12 Months Ago | Avg. length of service for dropped members | Months Since Last MMR *** | Yrs. Since Last Officer Report | President Rotation | Vice President Reported **** | Months Since Last Activity Report *** | Account Balance | Donations for current Fiscal Year | |
| | | | Number of times on status quo within last two years | If below 15 members appears | | | | If net loss is greater than 20% appears | | | If no report in 3 months appears in | When more than one year appears in | Number of repeat terms | | Notes the officers that do not have an active | If no report at 12 months appears in red | | |
| 24630 | TOKYO ATAGOYAMA | 05/10/1966 | Active | 14 | 0 | 0 | 0 | 0.00% | 14 | | 15 | | 6 | P,S,T,M,VP SC | 24+ | | \$121.43 | |
| 36084 | TOKYO AYASE | 09/27/1978 | Active | 21 | 1 | 25 | -24 | -53.33% | 45 | 11 | 0 | | | P,S,T,M,VP SC | N/R | | \$1,242.82 | |
| 24514 | TOKYO AZABU | 06/08/1963 | Active | 30 | 4 | 4 | 0 | 0.00% | 30 | 8 | 0 | | None | P,S,T,M,VP SC | 4 | | \$2,435.02 | |
| 24635 | TOKYO BABASAKIMON | 05/16/1966 | Active | 10 | 0 | 2 | -2 | -16.67% | 12 | 21 | 1 | | 4 | P,M,VP,SC | 2 | | \$302.05 | |
| 24645 | TOKYO BANCHŌ | 02/24/1969 | Active | 8 | 0 | 2 | -2 | -20.00% | 10 | 12 | 5 | | | N SC | 4 | | \$964.95 | |
| 29864 | TOKYO BOKUTO | 10/07/1974 | Active | 8 | 1 | 0 | 1 | 14.29% | 7 | | 10 | | | S,T,M,VP,SC | 1 | | \$163.26 | |
| 137064 | Tokyo Bunka | 01/16/2019 | Active | 25 | 6 | 5 | 1 | 4.17% | 25 | 5 | 1 | | | T,M,VP,SC | 24+ | | \$326.48 | |
| 24569 | TOKYO BUNKYO | 06/28/1962 | Active | 14 | 2 | 0 | 2 | 16.67% | 12 | | 10 | | 3 | M,VP,SC | 3 | | \$822.47 | |
| 46202 | TOKYO CENTRAL DAIKANYAMA | 05/12/1986 | Active | 11 | 1 | 0 | 1 | 10.00% | 10 | | 0 | | | P,M,VP,SC | 0 | | \$1,317.03 | |
| 43956 | TOKYO CENTURY | 05/24/1984 | Active | 22 | 0 | 2 | -2 | -8.33% | 24 | 26 | 2 | | | P,S,M,VP,SC | 24+ | | \$346.91 | |
| 24512 | TOKYO CHOFU | 04/09/1965 | Active | 35 | 1 | 4 | -3 | -7.89% | 39 | 18 | 1 | | | T,M,VP,SC | 0 | | \$4,505.77 | |
| Exc Award (06/30/2017, 06/30/2018, 06/30/20) | | | | | | | | | | | | | | | | | | |
| 100339 | TOKYO CHUO MINAMI | 10/10/2007 | Active | 4 | 0 | 2 | -2 | -33.33% | 6 | 27 | 3 | | 2 | T,M,VP,SC | 0 | | \$381.21 | |
| 24548 | TOKYO CITY | 11/05/1971 | Active | 47 | 1 | 6 | -5 | -9.62% | 54 | 11 | 2 | | | P,M,VP,SC | 0 | | \$564.28 | |
| Exc Award (06/30/2017, 06/30/2019, 06/30/20) | | | | | | | | | | | | | | | | | | |
| 145922 | TOKYO CURRY | 04/28/2021 | Active | 10 | 5 | 5 | 0 | 0.00% | 11 | 3 | 1 | | 2 | M,VP,SC | 4 | | | |
| 24622 | TOKYO DEN-EN CHOFU | 01/25/1967 | Active | 21 | 0 | 1 | -1 | -4.55% | 22 | 14 | 5 | | | S,M,VP,SC | 12 | | \$373.51 | |
| 150216 | Tokyo Diversity | 03/17/2022 | Active | 18 | 2 | 7 | -5 | -21.74% | 23 | 4 | 0 | | 4 | M,VP,SC | N/A | | | |
| 135249 | Tokyo Dream | 06/20/2018 | Active | 35 | 0 | 0 | 0 | 0.00% | 108 | | 4 | | | P,M,VP,SC | 3 | | \$1,000.00 | |
| 99446 | TOKYO EAST | 05/22/2007 | Active | 12 | 0 | 0 | 0 | 0.00% | 12 | | 14 | | | P,S,T,M,VP SC | 16 | | \$78.36 | |
| 24616 | TOKYO EBISU | 07/14/1965 | Active | 5 | 0 | 0 | 0 | 0.00% | 5 | | 2 | | 4 | M,VP,SC | 22 | | \$121.80 | |
| Exc Award (06/30/2021) | | | | | | | | | | | | | | | | | | |
| 24559 | TOKYO EDOGAWA | 07/24/1963 | Active | 19 | 5 | 0 | 5 | 35.71% | 14 | | 0 | | 2 | T,M,VP,SC | 2 | | \$2,247.09 | |
| 24594 | TOKYO EDOGAWA CHUO | 03/09/1973 | Active | 31 | 0 | 0 | 0 | 0.00% | 31 | | 14 | 1 | None | P,S,T,M,VP SC | 16 | | \$1,360.50 | |
| 38882 | TOKYO EDOGAWA HIGASHI | 08/01/1980 | Active | 31 | 0 | 0 | 0 | 0.00% | 32 | | 11 | | | M,VP,SC | 16 | | \$3,117.92 | |
| 24626 | TOKYO EDOGAWA MINAMI | 12/07/1966 | Active | 28 | 0 | 1 | -1 | -3.45% | 30 | 1 | 0 | | | R M,SC | 0 | | \$7,956.54 | |



Club Health Assessment for District 330 A through May 2025

| | | | Status | Membership | | | | | | | Reports | | | | | Finance | LCIF |
|------------------------------------|-------------------------|--------------|---|-----------------------------|-------------------|---------------------|----------------|---|----------------------------|--|-------------------------------------|------------------------------------|------------------------|---|---------------------------------------|-----------------|-----------------------------------|
| Club Number | Club Name | Charter Date | | Current Member Count | YTD Members Added | YTD Members Dropped | YTD Net Growth | YTD Net Growth% | Member Count 12 Months Ago | Avg. length of service for dropped members | Months Since Last MMR *** | Yrs. Since Last Officer Report | President Rotation | Vice President Reported **** | Months Since Last Activity Report *** | Account Balance | Donations for current Fiscal Year |
| | | | Number of times on status quo within last two years | If below 15 members appears | | | | If net loss is greater than 20% appears | | | If no report in 3 months appears in | When more than one year appears in | Number of repeat terms | Notes the officers that do not have an active | If no report at 12 months red | | |
| 153244 | Tokyo Feliz | 02/02/2023 | Active | 11 | 3 | 17 | -14 | -56.00% | 25 | 2 | 1 | | | N | M,SC | 2 | \$300.01 |
| 24513 | TOKYO FUCHU | 02/26/1966 | Active | 13 | 0 | 0 | 0 | 0.00% | 14 | | 7 | | | IP | P,M,SC | 9 | |
| 146518 | Tokyo Fuji Sky | 06/07/2021 | Active | 19 | 0 | 4 | -4 | -17.39% | 23 | 4 | 1 | | | | M,VP,SC | N/A | \$1,900.01 |
| 24515 | TOKYO FUSSA | 02/15/1965 | Active | 61 | 4 | 1 | 3 | 5.17% | 62 | 4 | 4 | | | N | M | 4 | |
| 89202 | TOKYO FUTURE | 08/26/2005 | Active | 14 | 1 | 1 | 0 | 0.00% | 14 | 41 | 1 | | | | M,VP,SC | 24+ | |
| 24583 | TOKYO GINZA | 03/16/1960 | Active | 62 | 4 | 16 | -12 | -16.22% | 75 | 7 | 1 | | | N | T,M,SC | 1 | \$30,293.05 |
| Exc Award (06/30/2018) | | | | | | | | | | | | | | | | | |
| 116826 | TOKYO GOLF | 05/10/2012 | Active | 9 | 0 | 1 | -1 | -10.00% | 10 | 1 | 9 | | 8 | | P,T,M,VP,SC | 12 | \$58.17 |
| 24633 | TOKYO GOTANDA | 10/05/1966 | Active | 11 | 0 | 2 | -2 | -15.38% | 19 | 22 | 1 | | | | M,VP,SC | 3 | |
| 24518 | TOKYO HACHIOJI CHUO | 06/19/1973 | Active | 21 | 1 | 0 | 1 | 5.00% | 22 | | 3 | | | N | S,VP | 2 | \$394.60 |
| 47374 | TOKYO HACHIOJI ICHO | 05/26/1987 | Active | 68 | 9 | 1 | 8 | 13.33% | 64 | 5 | 6 | | | N | P,S,T,M,SC | 24+ | |
| Exc Award (06/30/2017, 06/30/2018) | | | | | | | | | | | | | | | | | |
| 62393 | TOKYO HACHIOJI RYOTO | 09/24/1999 | Active | 64 | 7 | 25 | -18 | -21.95% | 85 | 10 | 0 | | | | P,M,VP,SC | 18 | \$6,008.38 |
| 53867 | TOKYO HACHIOJI TAKAO | 12/01/1992 | Active | 34 | 2 | 3 | -1 | -2.86% | 36 | 23 | 1 | | | N | SC | 24+ | \$1,376.47 |
| 87890 | TOKYO HAKUMON | 04/25/2005 | Active | 65 | 28 | 33 | -5 | -7.14% | 70 | 3 | 0 | | | N | M,SC | 0 | \$481.86 |
| Exc Award (06/30/2023) | | | | | | | | | | | | | | | | | |
| 24561 | TOKYO HAMACHO | 07/02/1963 | Active | 9 | 0 | 0 | 0 | 0.00% | 10 | | 11 | | | | M,VP,SC | 24+ | \$714.23 |
| 51808 | TOKYO HAMURA | 06/12/1991 | Active | 39 | 0 | 1 | -1 | -2.50% | 41 | 59 | 1 | | | N | T,M,VP,SC | 0 | |
| Exc Award (06/30/2016, 06/30/2018) | | | | | | | | | | | | | | | | | |
| 24617 | TOKYO HANEDA | 04/17/1964 | Active | 11 | 1 | 1 | 0 | 0.00% | 11 | 7 | 0 | | | | S,T,M,VP,SC | 0 | \$142.84 |
| 24605 | TOKYO HARAJUKU JINGUMAE | 06/25/1965 | Active | 26 | 3 | 1 | 2 | 8.33% | 25 | 0 | 8 | | | | M,VP,SC | 5 | \$1,292.96 |
| 24621 | TOKYO HARUMI | 04/06/1965 | Active | 25 | 0 | 1 | -1 | -3.85% | 25 | 10 | 8 | | | N | T,M,SC | 0 | |
| 116404 | TOKYO HEISEI | 03/23/2012 | Active | 17 | 0 | 0 | 0 | 0.00% | 18 | | 8 | | | N | | N/A | |
| 24521 | TOKYO HIGASHIKURUME | 10/26/1971 | Active | 13 | 1 | 0 | 1 | 8.33% | 12 | | 9 | | 3 | | S,M,VP,SC | 8 | \$91.41 |
| 36845 | TOKYO HIGASHIYAMATO | 03/26/1979 | Active | 15 | 0 | 3 | -3 | -16.67% | 19 | 3 | 0 | | None | | P,S,T,VP,SC | 12 | \$260.39 |
| 52219 | TOKYO HIKARIGAOKA | 12/03/1991 | Active | 44 | 1 | 3 | -2 | -4.35% | 43 | 17 | 8 | | | | T,M,VP,SC | 9 | \$4,788.24 |




Club Health Assessment for District 330 A through May 2025

| | | | Status | Membership | | | | | | | Reports | | | | | Finance | LCIF |
|-------------|--------------------------|--------------|---|-----------------------------|-------------------|---------------------|----------------|-----------------|---|--|---------------------------|-------------------------------------|------------------------------------|------------------------------|---|--|-----------------------------------|
| Club Number | Club Name | Charter Date | | Current Member Count | YTD Members Added | YTD Members Dropped | YTD Net Growth | YTD Net Growth% | Member Count 12 Months Ago | Avg. length of service for dropped members | Months Since Last MMR *** | Yrs. Since Last Officer Report | President Rotation | Vice President Reported **** | Months Since Last Activity Report *** | Account Balance | Donations for current Fiscal Year |
| | | | Number of times on status quo within last two years | If below 15 members appears | | | | | If net loss is greater than 20% appears | | | If no report in 3 months appears in | When more than one year appears in | Number of repeat terms | Notes the officers that do not have an active | If no report at 12 months appears in red | |
| 111430 | TOKYO HILLS | 06/20/2011 | Active | 46 | 2 | 3 | -1 | -2.13% | 49 | 3 | 0 | | | | S,M,VP,SC | 24+ | |
| 24522 | TOKYO HINO | 04/21/1965 | Active | 12 | 0 | 0 | 0 | 0.00% | 12 | | 11 | | | | T,M,VP,SC | 11 | |
| 127207 | Tokyo Hitotsubashi | 04/06/2016 | Active | 25 | 6 | 1 | 5 | 25.00% | 22 | 2 | 1 | | | | M,VP,SC | 0 | \$237.51 |
| 24546 | TOKYO HONJO | 01/26/1972 | Active | 10 | 0 | 1 | -1 | -9.09% | 11 | 2 | 8 | | | | M,VP,SC | 16 | \$797.60 |
| 24563 | TOKYO HORIDOME | 12/20/1962 | Active | 13 | 0 | 1 | -1 | -7.14% | 14 | 17 | 0 | | 7 | | M,VP,SC | 24+ | \$241.47 |
| 88788 | TOKYO HOSEI | 06/28/2005 | Active | 10 | 1 | 0 | 1 | 11.11% | 12 | | 4 | | | | S,M,VP,SC | 1 | \$692.26 |
| 38233 | TOKYO HOSHIN | 03/12/1980 | Active | 37 | 0 | 0 | 0 | 0.00% | 37 | | 0 | | | | M,VP,SC | 1 | \$7,441.03 |
| 24606 | TOKYO IIDABASHI | 12/01/1965 | Active | 14 | 1 | 2 | -1 | -6.67% | 20 | 45 | 0 | | | N | M,SC | 24+ | |
| 24578 | TOKYO IKEBUKURO | 10/27/1961 | Active | 12 | 4 | 1 | 3 | 33.33% | 9 | 9 | 2 | | | | M,VP,SC | 0 | \$1,895.44 |
| 150762 | Tokyo Itabashi Community | 05/12/2022 | Active | 25 | 1 | 0 | 1 | 4.17% | 24 | | 3 | | 4 | | M,VP,SC | N/A | |
| 24615 | TOKYO ITABASHI NISHI | 04/11/1965 | Active | 15 | 0 | 0 | 0 | 0.00% | 18 | | 10 | | | | T,VP,SC | 24+ | \$153.38 |
| 43438 | TOKYO JINGU | 01/27/1984 | Active | 21 | 3 | 2 | 1 | 5.00% | 24 | 6 | 0 | | | | M,VP,SC | 7 | \$90.48 |
| 64911 | TOKYO JIYUGAOKA | 01/02/2002 | Active | 11 | 0 | 0 | 0 | 0.00% | 11 | | 13 | | | | P,S,T,M,VP SC | 24+ | \$121.80 |
| 24570 | TOKYO JOTO | 08/07/1970 | Active | 28 | 0 | 2 | -2 | -6.67% | 30 | 20 | 2 | | | | S,M,VP,SC | 0 | \$4,531.79 |
| 24650 | TOKYO KAGURAZAKA | 02/22/1970 | Active | 16 | 1 | 2 | -1 | -5.88% | 17 | 3 | 2 | | | N | P,M,VP,SC | 7 | |
| 24551 | TOKYO KAMATA | 04/23/1963 | Active | 10 | 0 | 2 | -2 | -16.67% | 12 | 6 | 5 | | | | T,M,VP,SC | 7 | \$902.18 |
| 24647 | TOKYO KAMEARI | 09/27/1969 | Active | 34 | 0 | 0 | 0 | 0.00% | 38 | | 11 | | | | M,VP,SC | 24+ | |
| 24562 | TOKYO KASUMIGASEKI | 05/29/1963 | Active | 12 | 0 | 0 | 0 | 0.00% | 12 | | 0 | | | | S,M,VP,SC | 0 | \$228.90 |
| 24623 | TOKYO KATSUSHIKA | 06/28/1965 | Active | 20 | 0 | 3 | -3 | -13.04% | 23 | 8 | 0 | | | N | M,SC | 0 | \$1,099.64 |
| 24652 | TOKYO KATSUSHIKA HIGASHI | 12/10/1969 | Active | 44 | 1 | 3 | -2 | -4.35% | 48 | 10 | 1 | | | N | M,SC | 4 | \$2,043.30 |
| 55931 | TOKYO KEYAKI | 06/23/1994 | Active | 41 | 6 | 0 | 6 | 17.14% | 36 | | 4 | | | | M,VP,SC | 0 | \$135.73 |
| 84144 | TOKYO KICHIJOJI | 09/08/2004 | Active | 69 | 14 | 3 | 11 | 18.97% | 64 | 13 | 0 | | | N | | 2 | \$7,424.18 |
| 116405 | TOKYO KING | 03/23/2012 | Active | 27 | 1 | 1 | 0 | 0.00% | 27 | 0 | 4 | | | | P,M,VP,SC | 0 | |
| 34592 | TOKYO KIOICHO | 10/31/1977 | Active | 12 | 2 | 0 | 2 | 20.00% | 14 | | 1 | | | N | M,SC | 7 | \$2,006.33 |
| 24555 | TOKYO KITA | 11/28/1963 | Active | 18 | 3 | 1 | 2 | 12.50% | 17 | 5 | 4 | | | | P,M,VP,SC | 24+ | \$209.15 |



Club Health Assessment for District 330 A through May 2025

|  | | | Status | Membership | | | | | | | Reports | | | | | Finance | LCIF |
|--|--------------------------|--------------|---|-----------------------------|-------------------|---------------------|----------------|---|----------------------------|--|-------------------------------------|------------------------------------|------------------------|---|---------------------------------------|-----------------|-----------------------------------|
| Club Number | Club Name | Charter Date | | Current Member Count | YTD Members Added | YTD Members Dropped | YTD Net Growth | YTD Net Growth% | Member Count 12 Months Ago | Avg. length of service for dropped members | Months Since Last MMR *** | Yrs. Since Last Officer Report | President Rotation | Vice President Reported **** | Months Since Last Activity Report *** | Account Balance | Donations for current Fiscal Year |
| | | | Number of times on status quo within last two years | If below 15 members appears | | | | If net loss is greater than 20% appears | | | If no report in 3 months appears in | When more than one year appears in | Number of repeat terms | Notes the officers that do not have an active | If no report at 12 months red | | |
| 34491 | TOKYO KIOSE | 09/07/1977 | Active | 8 | 0 | 0 | 0 | 0.00% | 12 | | 11 | | | T,M,VP,SC | 24+ | | \$1,150.15 |
| 24532 | TOKYO KODAIRA | 01/25/1970 | Active | 9 | 0 | 0 | 0 | 0.00% | 9 | | 13 | | 6 | S,M,VP,SC | 24+ | | |
| 36668 | TOKYO KOGANEI | 02/27/1979 | Active | 25 | 2 | 7 | -5 | -16.67% | 31 | 9 | 0 | | | M,VP,SC | 2 | | \$13,148.29 |
| 24597 | TOKYO KOJIMACHI | 06/17/1964 | Active | 4 | 0 | 0 | 0 | 0.00% | 4 | | 11 | | 9 | S,T,M,VP,SC | 24+ | | |
| 42355 | TOKYO KOKUBUNJI | 02/22/1983 | Active | 17 | 0 | 0 | 0 | 0.00% | 17 | | 14 | | | M,VP,SC | 19 | | \$265.28 |
| 24558 | TOKYO KOTO FUKAGAWA | 11/26/1963 | Active | 28 | 1 | 2 | -1 | -3.45% | 29 | 6 | 0 | | | N | M,SC | 3 | \$1,457.27 |
| 24604 | TOKYO KOTO MINAMI | 10/26/1965 | Active | 22 | 4 | 6 | -2 | -8.33% | 24 | 10 | 5 | | | N | M,SC | 24+ | \$208.50 |
| 24603 | TOKYO KUDAN | 12/15/1964 | Active | 27 | 7 | 0 | 7 | 35.00% | 20 | | 0 | | | T,M,VP,SC | 24+ | | \$105.16 |
| 60171 | TOKYO KUNITACHI | 12/08/1997 | Active | 3 | 0 | 0 | 0 | 0.00% | 3 | | 10 | | 2 | T,M,VP,SC | 12 | | \$1,000.00 |
| 24598 | TOKYO KYOBASHI YAESU | 03/26/1964 | Active | 18 | 0 | 0 | 0 | 0.00% | 18 | | 13 | | | S,T,M,VP,SC | 0 | | \$267.98 |
| 24533 | TOKYO MACHIDA | 02/18/1966 | Active | 29 | 2 | 0 | 2 | 7.41% | 27 | | 2 | | | N | M,SC | 0 | \$8,187.55 |
| 53826 | TOKYO MACHIDA CRANE | 11/16/1992 | Active | 27 | 1 | 8 | -7 | -20.59% | 39 | 14 | 1 | | | T,M,VP,SC | 0 | | \$1,420.77 |
| 139717 | Tokyo Maria | 09/09/2019 | Active | 0 | 0 | 28 | -28 | -100.00% | 28 | 5 | 0 | | None | P,S,T,M,VP SC | 11 | | \$348.59 |
| 24586 | TOKYO MARUNOUCHI-CHIYODA | 11/14/1958 | Active | 31 | 0 | 0 | 0 | 0.00% | 36 | | 11 | | | M,VP,SC | 7 | | \$1,992.46 |
| 123445 | TOKYO MEDICAL | 10/24/2014 | Active | 10 | 2 | 1 | 1 | 11.11% | 11 | 2 | 4 | | | S,T,M,VP,SC | 3 | | \$78.36 |
| Exc Award (06/30/2020) | | | | | | | | | | | | | | | | | |
| 24564 | TOKYO MEGURO | 03/29/1963 | Active | 13 | 0 | 4 | -4 | -23.53% | 17 | 18 | 9 | | | M,VP,SC | 9 | | \$402.05 |
| 24642 | TOKYO MEJIRO | 03/30/1968 | Active | 17 | 1 | 0 | 1 | 6.25% | 16 | | 10 | | | N | M,SC | 16 | \$90.63 |
| 41809 | TOKYO MITAKA | 08/03/1982 | Active | 47 | 2 | 1 | 1 | 2.17% | 46 | 13 | 4 | | | T,M,VP,SC | 0 | | \$1,043.55 |
| Exc Award (06/30/2018, 06/30/2022, 06/30/2025) | | | | | | | | | | | | | | | | | |
| 37752 | TOKYO MIYAKEJIMA | 11/27/1979 | Active | 10 | 0 | 0 | 0 | 0.00% | 10 | | 13 | | | R | P,T,M,VP,SC | 24+ | \$130.59 |
| 56919 | TOKYO MIYAKO | 05/16/1995 | Active | 23 | 0 | 3 | -3 | -11.54% | 29 | 12 | 0 | | 2 | VP,SC | 0 | | \$1,387.76 |
| 53123 | TOKYO MIZUHO | 05/18/1992 | Active | 26 | 1 | 1 | 0 | 0.00% | 26 | 1 | 4 | | | N | P,SC | 0 | \$530.57 |
| 43437 | TOKYO MUSASHIMURAYAMA | 01/30/1984 | Active | 22 | 0 | 5 | -5 | -18.52% | 27 | 9 | 7 | | | P,T,M,VP,SC | 24+ | | \$783.38 |
| 24535 | TOKYO MUSASHINO | 12/06/1963 | Active | 45 | 3 | 2 | 1 | 2.27% | 47 | 17 | 1 | | | N | M,SC | 2 | \$829.08 |



Club Health Assessment for District 330 A through May 2025

| | | | Status | Membership | | | | | | | Reports | | | | | Finance | | LCIF |
|--|--------------------|--------------|---|-----------------------------|-------------------|---------------------|----------------|---|----------------------------|--|-------------------------------------|------------------------------------|------------------------|---|--|-----------------|-----------------------------------|------|
| Club Number | Club Name | Charter Date | | Current Member Count | YTD Members Added | YTD Members Dropped | YTD Net Growth | YTD Net Growth% | Member Count 12 Months Ago | Avg. length of service for dropped members | Months Since Last MMR *** | Yrs. Since Last Officer Report | President Rotation | Vice President Reported **** | Months Since Last Activity Report *** | Account Balance | Donations for current Fiscal Year | |
| | | | Number of times on status quo within last two years | If below 15 members appears | | | | If net loss is greater than 20% appears | | | If no report in 3 months appears in | When more than one year appears in | Number of repeat terms | Notes the officers that do not have an active | If no report at 12 months appears in red | | | |
| 24557 | TOKYO NAKANO | 11/25/1963 | Active | 53 | 5 | 5 | 0 | 0.00% | 54 | 19 | 0 | | | M,VP,SC | 14 | | \$27,195.98 | |
| 126293 | Tokyo Namikidori | 11/25/2015 | Active | 5 | 0 | 0 | 0 | 0.00% | 5 | | 11 | | 3 | S,T,M,VP,SC | 5 | | | |
| 24565 | TOKYO NERIMA | 03/29/1963 | Active | 31 | 0 | 1 | -1 | -3.13% | 33 | 55 | 4 | | | S,T,M,VP,SC | 9 | | \$2,278.88 | |
| 24653 | TOKYO NERIMA NISHI | 06/22/1970 | Active | 17 | 1 | 0 | 1 | 6.25% | 16 | | 1 | | 2 | S,T,M,VP,SC | 10 | | | |
| 24587 | TOKYO NIHONBASHI | 04/12/1957 | Active | 12 | 0 | 1 | -1 | -7.69% | 13 | 50 | 8 | | | P,M,VP,SC | 1 | | \$368.87 | |
| 29163 | TOKYO NISHIARAI | 04/23/1974 | Active | 19 | 1 | 0 | 1 | 5.56% | 18 | | 3 | | | N | P,S,T,M,SC | 1 | \$320.04 | |
| 34069 | TOKYO NISHITOKYO | 06/07/1977 | Active | 19 | 0 | 4 | -4 | -17.39% | 23 | 20 | 0 | | | P,T,M,VP,SC | 14 | | | |
| 84029 | TOKYO OEDO | 08/17/2004 | Active | 9 | 0 | 8 | -8 | -47.06% | 17 | 8 | 0 | | | R | M,SC | N/R | | |
| 36538 | TOKYO OHMON | 01/30/1979 | Active | 25 | 3 | 0 | 3 | 13.64% | 22 | | 1 | | | P,M,VP,SC | 8 | | \$103.41 | |
| 41944 | TOKYO OME | 10/14/1982 | Active | 47 | 5 | 2 | 3 | 6.82% | 44 | 2 | 1 | | | N | P,S,VP,SC | 15 | \$857.93 | |
| 24581 | TOKYO OMORI | 06/15/1961 | Active | 17 | 0 | 1 | -1 | -5.56% | 20 | 11 | 6 | | | N | M,VP,SC | 0 | \$300.65 | |
| 119030 | TOKYO OMOTESANDO | 03/26/2013 | Active | 13 | 0 | 2 | -2 | -13.33% | 19 | 11 | 5 | | | M,VP,SC | 0 | | \$121.80 | |
| 105430 | TOKYO ONE HUNDRED | 05/05/2009 | Cancelled(6*) | 0 | 0 | 7 | -7 | -100.00% | 7 | 11 | 5 | | None | P,S,T,M,VP SC | 24+ | | | |
| 24595 | TOKYO OWARICHO | 05/08/1973 | Active | 22 | 2 | 3 | -1 | -4.35% | 36 | 7 | 5 | | | M,VP,SC | 0 | | \$2,946.08 | |
| 119808 | Tokyo Peace | 06/24/2013 | Active | 120 | 17 | 40 | -23 | -16.08% | 143 | 6 | -1 | | | M,VP,SC | 7 | | \$19,715.85 | |
| Exc Award (06/30/2018) | | | | | | | | | | | | | | | | | | |
| 141416 | Tokyo Reiwa | 04/03/2020 | Active | 4 | 2 | 5 | -3 | -42.86% | 10 | 5 | 0 | | 2 | R | S,T,M,SC | 0 | | |
| 116637 | TOKYO RESCUE | 04/24/2012 | Active | 10 | 0 | 7 | -7 | -41.18% | 17 | 3 | 9 | | | P,T,M,VP,SC | 24 | | | |
| 24543 | TOKYO ROPPONGI | 04/09/1973 | Active | 7 | 6 | 1 | 5 | 250.00% | 4 | 0 | 4 | | | S,T,M,VP,SC | 0 | | \$91.41 | |
| 24580 | TOKYO RYOGOKU | 10/28/1961 | Active | 24 | 14 | 0 | 14 | 140.00% | 10 | | 1 | | 2 | M,VP,SC | 4 | | \$1,000.06 | |
| 47771 | TOKYO SAGISO | 10/09/1987 | Active | 35 | 1 | 1 | 0 | 0.00% | 36 | 2 | 3 | | | S,M,VP,SC | 1 | | \$1,825.29 | |
| Exc Award (06/30/2018, 06/30/2019, 06/30/2020) | | | | | | | | | | | | | | | | | | |
| 33121 | TOKYO SAKURADAMON | 12/14/1976 | Active | 11 | 0 | 2 | -2 | -15.38% | 15 | 8 | 5 | | | M,VP,SC | 0 | | \$30.81 | |
| 135247 | Tokyo Sangah | 06/20/2018 | Active | 6 | 0 | 1 | -1 | -14.29% | 7 | 6 | 6 | | 8 | M,VP,SC | N/A | | | |
| 51084 | TOKYO SANGENJAYA | 11/26/1990 | Active | 21 | 0 | 1 | -1 | -4.55% | 23 | 3 | 2 | | | M,VP,SC | 0 | | \$141.19 | |
| Exc Award (06/30/2016, 06/30/2019, 06/30/2020) | | | | | | | | | | | | | | | | | | |




Club Health Assessment for District 330 A through May 2025

| Club Number | Club Name | Charter Date | Status | Membership | | | | | | | Reports | | | | | Finance | LCIF |
|-------------|------------------------|--------------|---|-----------------------------|-------------------|---------------------|----------------|---|----------------------------|--|-------------------------------------|------------------------------------|------------------------|---|---------------------------------------|-----------------|-----------------------------------|
| | | | | Current Member Count | YTD Members Added | YTD Members Dropped | YTD Net Growth | YTD Net Growth% | Member Count 12 Months Ago | Avg. length of service for dropped members | Months Since Last MMR *** | Yrs. Since Last Officer Report | President Rotation | Vice President Reported **** | Months Since Last Activity Report *** | Account Balance | Donations for current Fiscal Year |
| | | | Number of times on status quo within last two years | If below 15 members appears | | | | If net loss is greater than 20% appears | | | If no report in 3 months appears in | When more than one year appears in | Number of repeat terms | Notes the officers that do not have an active | If no report at 12 months red | | |
| 129728 | Tokyo Sanno | 01/05/2017 | Active | 16 | 0 | 2 | -2 | -11.11% | 18 | 2 | 2 | | | S,T,M,VP,SC | N/A | | \$700.02 |
| 24651 | TOKYO SEIJO | 06/18/1970 | Active | 21 | 0 | 2 | -2 | -8.70% | 24 | 37 | 5 | | | P,M,VP,SC | 0 | | \$30,532.05 |
| 60575 | TOKYO SEISHIN | 03/26/1998 | Active | 17 | 3 | 0 | 3 | 21.43% | 14 | | 7 | | 4 | P,T,M,VP,SC | 16 | | \$389.70 |
| 34421 | TOKYO SEKISEN | 08/15/1977 | Active | 35 | 3 | 5 | -2 | -5.41% | 37 | 22 | 1 | | | P,T,M,VP,SC | 9 | | \$1,297.70 |
| 24596 | TOKYO SETAGAYA | 03/30/1963 | Active | 67 | 1 | 0 | 1 | 1.52% | 78 | | 4 | | | M,VP,SC | 6 | | \$3,594.05 |
| 24589 | TOKYO SHIBA | 06/26/1958 | Active | 28 | 1 | 3 | -2 | -6.67% | 30 | 9 | 3 | | | M,VP,SC | 11 | | \$190.90 |
| 24588 | TOKYO SHIBUYA | 02/08/1957 | Active | 40 | 1 | 2 | -1 | -2.44% | 41 | 33 | 1 | | N | M,SC | 0 | | \$11,292.95 |
| 45630 | TOKYO SHIINOKI | 12/26/1985 | Active | 15 | 0 | 1 | -1 | -6.25% | 16 | 2 | 1 | | N | P,S,M,SC | N/R | | \$273.18 |
| 24590 | TOKYO SHIMBASHI | 01/30/1957 | Active | 30 | 0 | 0 | 0 | 0.00% | 37 | | 10 | | | T,M,VP,SC | 4 | | \$3,489.39 |
| | Exc Award (06/30/2023) | | | | | | | | | | | | | | | | |
| 24547 | TOKYO SHIMURA | 06/29/1971 | Active | 29 | 0 | 1 | -1 | -3.33% | 30 | 29 | 5 | | | T,M,VP,SC | 5 | | \$2,445.83 |
| 24592 | TOKYO SHINAGAWA | 10/27/1959 | Active | 16 | 1 | 0 | 1 | 6.67% | 15 | | 7 | | 7 | T,M,VP,SC | 24+ | | |
| 24582 | TOKYO SHINJUKU | 05/19/1960 | Active | 60 | 4 | 7 | -3 | -4.76% | 65 | 23 | 0 | | | M,VP,SC | 0 | | \$15,531.17 |
| 46121 | TOKYO SHINJUKU KITA | 04/02/1986 | Active | 13 | 0 | 1 | -1 | -7.14% | 14 | 2 | 5 | | | P,M,VP,SC | 24+ | | \$70.93 |
| 24600 | TOKYO SHINJUKU TRISTAR | 04/21/1964 | Active | 24 | 1 | 1 | 0 | 0.00% | 36 | 0 | 4 | | 2 | T,M,VP,SC | 5 | | \$392.81 |
| 109260 | TOKYO SHINSEIKI | 09/20/2010 | Active | 10 | 0 | 2 | -2 | -16.67% | 25 | 14 | 8 | | | M,VP,SC | 24+ | | |
| 50084 | TOKYO SHINTOSHIN | 12/29/1989 | Active | 39 | 3 | 1 | 2 | 5.41% | 56 | 34 | 5 | | | P,S,M,VP,SC | 0 | | \$1,005.88 |
| 87889 | TOKYO SOUTO | 04/25/2005 | Active | 12 | 4 | 3 | 1 | 9.09% | 11 | 14 | 5 | | | M,VP,SC | 24+ | | \$1,338.11 |
| 40719 | TOKYO ST PAUL | 12/02/1981 | Active | 15 | 0 | 1 | -1 | -6.25% | 16 | 25 | 4 | | | M,VP,SC | 3 | | \$2,177.20 |
| 78512 | TOKYO SUBARU | 03/24/2004 | Active | 104 | 58 | 4 | 54 | 108.00% | 62 | 2 | 1 | | N | M,SC | 24+ | | \$173.20 |
| 24634 | TOKYO SUGAMO | 06/22/1967 | Active | 51 | 2 | 0 | 2 | 4.08% | 88 | | 0 | | | T,M,VP,SC | 24+ | | \$69.72 |
| 24573 | TOKYO SUGINAMI | 06/15/1962 | Active | 17 | 5 | 0 | 5 | 41.67% | 12 | | 10 | | | P,S,M,VP,SC | 5 | | |
| 24631 | TOKYO SUKIYABASHI | 05/20/1966 | Active | 45 | 2 | 4 | -2 | -4.26% | 87 | 5 | 0 | | | T,M,VP,SC | 4 | | \$13,465.40 |
| 24579 | TOKYO SUMIDAGAWA | 10/24/1961 | Active | 12 | 2 | 1 | 1 | 9.09% | 11 | 58 | 4 | | | T,M,VP,SC | 0 | | \$182.16 |
| 78511 | TOKYO SUNSHINE | 03/24/2004 | Active | 21 | 0 | 0 | 0 | 0.00% | 21 | | 16 | 1 | None | P,S,T,M,VP SC | 24+ | | \$3,109.38 |



Club Health Assessment for District 330 A through May 2025

|  | | | Status | Membership | | | | | | | Reports | | | | | Finance | LCIF | |
|--|--------------------|--------------|---|-----------------------------|-------------------|---------------------|----------------|---|----------------------------|--|-------------------------------------|------------------------------------|------------------------|---|---------------------------------------|-----------------|-----------------------------------|------------|
| Club Number | Club Name | Charter Date | | Current Member Count | YTD Members Added | YTD Members Dropped | YTD Net Growth | YTD Net Growth% | Member Count 12 Months Ago | Avg. length of service for dropped members | Months Since Last MMR *** | Yrs. Since Last Officer Report | President Rotation | Vice President Reported **** | Months Since Last Activity Report *** | Account Balance | Donations for current Fiscal Year | |
| | | | Number of times on status quo within last two years | If below 15 members appears | | | | If net loss is greater than 20% appears | | | If no report in 3 months appears in | When more than one year appears in | Number of repeat terms | Notes the officers that do not have an active | If no report at 12 months red | | | |
| 58318 | TOKYO SURUGADAI | 05/23/1996 | Active | 27 | 2 | 4 | -2 | -6.90% | 30 | 7 | 0 | | | N | SC | 12 | | \$1,090.48 |
| 24541 | TOKYO TACHIKAWA | 04/21/1965 | Active | 47 | 0 | 5 | -5 | -9.62% | 53 | 26 | 0 | | | N | T,M,VP,SC | 24+ | | \$2,778.61 |
| 24575 | TOKYO TAKAIDO | 07/20/1970 | Active | 21 | 3 | 1 | 2 | 10.53% | 20 | 7 | 5 | | | | M,VP,SC | 3 | | \$696.96 |
| 31293 | TOKYO TAKANAWA | 10/07/1975 | Active | 13 | 0 | 0 | 0 | 0.00% | 15 | | 11 | | | N | P,S,T,M,VP SC | 3 | | \$163.26 |
| 24641 | TOKYO TAMAGAWA | 06/20/1968 | Active | 43 | 1 | 5 | -4 | -8.51% | 47 | 22 | 3 | | | | M,VP,SC | 0 | | \$2,162.26 |
| Exc Award (06/30/2018, 06/30/2019, 06/30/20) | | | | | | | | | | | | | | | | | | |
| 44492 | TOKYO TANASHI | 12/27/1984 | Active | 37 | 0 | 4 | -4 | -9.76% | 46 | 12 | 6 | | | | T,M,VP,SC | 24+ | | \$4,268.02 |
| 140894 | Tokyo Tomon | 02/28/2020 | Active | 21 | 0 | 0 | 0 | 0.00% | 21 | | 23 | 1 | None | | P,S,T,M,VP SC | N/R | | |
| 24629 | TOKYO TORANOMON | 06/24/1965 | Active | 18 | 2 | 1 | 1 | 5.88% | 17 | 2 | 3 | | | | M,VP,SC | 24+ | | \$3,887.01 |
| 24560 | TOKYO TORIGOE | 05/24/1971 | Active | 5 | 0 | 0 | 0 | 0.00% | 5 | | 25 | | | | S,M,VP,SC | N/R | | \$78.36 |
| 24639 | TOKYO TOSHIMA | 02/01/1966 | Active | 48 | 3 | 2 | 1 | 2.13% | 48 | 38 | 0 | | | N | M,SC | 1 | | \$2,829.49 |
| 24556 | TOKYO TSUKIJI | 12/13/1963 | Active | 6 | 1 | 1 | 0 | 0.00% | 7 | 0 | 9 | | 2 | | T,M,VP,SC | 24+ | | \$1,000.00 |
| 24571 | TOKYO UENO | 06/28/1962 | Active | 31 | 4 | 1 | 3 | 10.71% | 32 | 42 | 0 | | | | P,T,M,VP,SC | 2 | | \$455.08 |
| 29978 | TOKYO UENO HIGASHI | 11/22/1974 | Active | 30 | 5 | 0 | 5 | 20.00% | 25 | | 4 | | | N | VP,SC | 5 | | \$261.18 |
| Exc Award (06/30/2016, 06/30/2018) | | | | | | | | | | | | | | | | | | |
| 24654 | TOKYO UGUISUDANI | 06/23/1970 | Active | 19 | 0 | 0 | 0 | 0.00% | 20 | | 11 | | | N | T,M,SC | 1 | | \$557.49 |
| 58062 | TOKYO WEST | 03/28/1996 | Active | 11 | 1 | 6 | -5 | -31.25% | 22 | 12 | 1 | | | | T,M,VP,SC | 3 | | \$187.13 |
| 67158 | TOKYO WILL | 01/27/2003 | Active | 110 | 6 | 15 | -9 | -7.56% | 118 | 7 | 0 | | | | VP | 0 | | \$746.29 |
| Exc Award (06/30/2016, 06/30/2023, 06/30/20) | | | | | | | | | | | | | | | | | | |
| 24607 | TOKYO YAMANOTE | 12/18/1965 | Active | 19 | 3 | 5 | -2 | -9.52% | 21 | 12 | 0 | | 3 | | P,T,M,VP,SC | 1 | | \$186.43 |
| 24602 | TOKYO YANAGIBASHI | 08/28/1964 | Active | 14 | 0 | 1 | -1 | -6.67% | 15 | 1 | 1 | | | | M,VP,SC | 24+ | | \$289.28 |
| 24539 | TOKYO YOKOTA | 10/01/1970 | Active | 28 | 2 | 1 | 1 | 3.70% | 29 | 0 | 6 | | | | M,VP,SC | N/R | | \$4,159.84 |
| Exc Award (06/30/2018, 06/30/2019) | | | | | | | | | | | | | | | | | | |
| 123454 | Tokyo Yusui | 10/24/2014 | Active | 23 | 0 | 2 | -2 | -8.00% | 32 | 5 | 7 | | | N | P,S,M,VP,SC | N/A | | \$1,000.00 |



Club Health Assessment for District 330 A through May 2025

| | | | Status | Membership | | | | | | Reports | | | | Finance | LCIF | | |
|-------------|-----------|--------------|---|-----------------------------|-------------------|---------------------|----------------|---|----------------------------|------------------------------------|-------------------------------------|------------------------------------|------------------------|---|--|-----------------|-----------------------------------|
| Club Number | Club Name | Charter Date | | Current Member Count | YTD Members Added | YTD Members Dropped | YTD Net Growth | YTD Net Growth% | Member Count 12 Months Ago | Avg. length of service for members | Months Since Last MMR *** | Yrs. Since Last Officer Report | President Rotation | Vice President Reported **** | Months Since Last Activity Report *** | Account Balance | Donations for current Fiscal Year |
| | | | Number of times on status quo within last two years | If below 15 members appears | | | | If net loss is greater than 20% appears | | | If no report in 3 months appears in | When more than one year appears in | Number of repeat terms | Notes the officers that do not have an active | If no report at 12 months appears in red | | |

Clubs Cancelled Previous Fiscal Year – Clubs Cancelled within last 12 months may be reinstated

| Club Number | Club Name | Charter Date | Current Status* | Cancellation Date |
|-------------|------------------------|--------------|-----------------|-------------------|
| 24544 | TOKYO EBARA | 02/15/1973 | Cancelled(6*) | 06/29/2024 |
| 123444 | Tokyo Harmony | 10/24/2014 | Cancelled(6*) | 12/29/2023 |
| 58779 | TOKYO JINGUMAE | 10/18/1996 | Cancelled(7*) | 12/29/2023 |
| 24619 | TOKYO KOMAGOME | 09/28/1965 | Cancelled(6*) | 06/29/2024 |
| 24574 | TOKYO KOOHOKU | 12/13/1961 | Cancelled(6*) | 06/29/2024 |
| 24627 | TOKYO SUGINAMI HIGASHI | 11/16/1966 | Cancelled(6*) | 06/29/2024 |
| 141417 | Tokyo Tsubaki | 04/08/2020 | Cancelled(6*) | 06/29/2024 |
| 24611 | TOKYO UENO MINAMI | 09/09/1965 | Cancelled(6*) | 06/29/2024 |

| Current Total Clubs Count | YTD New Clubs Count | YTD Cancelled Clubs Count | YTD Net Club Gain | Current Total Members Count | YTD Add | YTD Drop | YTD Net Growth | YTD Net Growth % | Member Count 12 Months Ago | Average Member Count Per Club | % of Clubs with less than 20 members | % No MMR in 3 Months | % No Officer Report in 12 Months | % of Clubs with balance 90+ days | Number of Clubs in Status Quo | % Status Quo Clubs in Financial Suspension | Number of Cancelled Clubs | Average Cancelled Club Age | Members Lost Due to Cancellation | % of Clubs Cancelled for Non-Financial Reasons |
|---------------------------|---------------------|---------------------------|-------------------|-----------------------------|---------|----------|----------------|------------------|----------------------------|-------------------------------|--------------------------------------|----------------------|----------------------------------|----------------------------------|-------------------------------|--|---------------------------|----------------------------|----------------------------------|--|
| 181 | 1 | 1 | 0 | 4,561 | 415 | 524 | -109 | -2.33% | 5,082 | 25 | 49% | 52% | 2% | 0% | 0 | 0% | 1 | 345 | 7 | 100% |

* - P - Priority Club. Cancellation Reasons: 1-Objectives/conduct, 2-Non-active club, 5-Non-existing club, 6-Disbanding, 7-Merger, 8-Financial Suspension, 9-District/Multiple District Dues.

** - Abbreviation: P-President, S-Secretary, T-Treasurer, M-Member Chairperson, VP-First Vice President, MC-Communications Chairperson, SC-Service Chairperson

*** - Abbreviation: N/R - Never reported using the Lions Clubs website, N/A - Not applicable, No password registered for the Lions Clubs website.

**** - Abbreviation: N - New, IP - Immediate Past, R - Repeat.



Club Health Assessment for District 330 B through May 2025

| | | | Status | Membership | | | | | | | Reports | | | | | Finance | LCIF |
|--|----------------------|--------------|---|-----------------------------|-------------------|---------------------|----------------|---|----------------------------|--|-------------------------------------|------------------------------------|------------------------|---|--|-----------------|-----------------------------------|
| Club Number | Club Name | Charter Date | | Current Member Count | YTD Members Added | YTD Members Dropped | YTD Net Growth | YTD Net Growth% | Member Count 12 Months Ago | Avg. length of service for dropped members | Months Since Last MMR *** | Yrs. Since Last Officer Report | President Rotation | Vice President Reported **** | Months Since Last Activity Report *** | Account Balance | Donations for current Fiscal Year |
| | | | Number of times on status quo within last two years | If below 15 members appears | | | | If net loss is greater than 20% appears | | | If no report in 3 months appears in | When more than one year appears in | Number of repeat terms | Notes the officers that do not have an active | If no report at 12 months appears in red | | |
| Clubs less than two years old | | | | | | | | | | | | | | | | | |
| 178794 | Kamakura Kuzuharaoka | 10/09/2024 | Active | 21 | 21 | 0 | 21 | 100.00% | 0 | | 4 | | | P,VP,SC | N/A | | |
| 182019 | Yamato Art | 05/15/2025 | Newly Chartered | 22 | 22 | 0 | 22 | 100.00% | 0 | | 0 | | | M,VP,SC | N/R | | |
| Clubs more than two years old | | | | | | | | | | | | | | | | | |
| 25024 | ATSUGI | 03/06/1966 | Active | 33 | 0 | 0 | 0 | 0.00% | 33 | | 11 | | | P,S,T,M,VP SC | 13 | | \$10,260.44 |
| 45551 | ATSUGI MOMIJI | 11/26/1985 | Active | 19 | 1 | 0 | 1 | 5.56% | 18 | | 5 | | | T,M,VP,SC | 11 | | \$2,400.06 |
| 117909 | ATSUGI MULBERRY | 09/27/2012 | Active | 20 | 0 | 1 | -1 | -4.76% | 21 | 11 | 8 | | | S,T,M,VP,SC | N/A | | \$1,150.11 |
| Exc Award (06/30/2017) | | | | | | | | | | | | | | | | | |
| 39596 | ATSUGI SATSUKI | 03/18/1981 | Active | 30 | 5 | 1 | 4 | 15.38% | 27 | 30 | 4 | | | S,T,M,VP,SC | 0 | | \$4,570.00 |
| Exc Award (06/30/2019, 06/30/2022) | | | | | | | | | | | | | | | | | |
| 29606 | AYASE | 06/18/1974 | Active | 27 | 0 | 0 | 0 | 0.00% | 27 | | 11 | | | N M,SC | 0 | | \$1,600.07 |
| Exc Award (06/30/2021, 06/30/2022, 06/30/2023) | | | | | | | | | | | | | | | | | |
| 29425 | CHIGASAKI GREEN | 05/30/1974 | Active | 13 | 0 | 1 | -1 | -7.14% | 15 | 51 | 3 | | | N M,SC | 9 | | \$1,000.00 |
| 97611 | CHIGASAKI OCEAN | 08/07/2006 | Active | 28 | 8 | 3 | 5 | 21.74% | 23 | 13 | 0 | | | M,VP,SC | 24+ | | \$3,200.00 |
| 49075 | EBINA ASUKA | 12/05/1988 | Active | 36 | 6 | 0 | 6 | 20.00% | 30 | | 0 | | | N M,SC | 7 | | \$4,134.74 |
| Exc Award (06/30/2020, 06/30/2023, 06/30/2024) | | | | | | | | | | | | | | | | | |
| 25027 | ENZAN | 11/01/1962 | Active | 22 | 0 | 0 | 0 | 0.00% | 22 | | 0 | | | N T,M,SC | 1 | | \$2,380.00 |
| Exc Award (06/30/2021) | | | | | | | | | | | | | | | | | |
| 25036 | FUEFUKI | 12/19/1963 | Active | 35 | 16 | 2 | 14 | 66.67% | 21 | 9 | 0 | | | T,M,VP,SC | 16 | | \$24,440.07 |
| 25028 | FUJISAWA | 11/20/1963 | Active | 45 | 8 | 2 | 6 | 15.38% | 39 | 8 | 0 | | | N | 0 | | \$53,066.02 |
| Exc Award (06/30/2016, 06/30/2017, 06/30/2020) | | | | | | | | | | | | | | | | | |
| 67386 | FUJISAWA ACTY | 03/04/2003 | Active | 16 | 1 | 0 | 1 | 6.67% | 16 | | 10 | | | VP,SC | 10 | | \$1,000.01 |
| 31204 | FUJISAWA CHUO | 09/19/1975 | Active | 21 | 2 | 2 | 0 | 0.00% | 21 | 27 | 4 | | | M,VP,SC | 15 | | \$7,210.03 |
| Exc Award (06/30/2017) | | | | | | | | | | | | | | | | | |
| 60387 | FUJISAWA LIFE | 02/17/1998 | Active | 20 | 0 | 2 | -2 | -9.09% | 23 | 10 | 0 | | | N T,VP,SC | 24+ | | \$2,000.00 |
| 25029 | FUJISAWA SHONAN | 09/21/1973 | Active | 33 | 1 | 1 | 0 | 0.00% | 33 | 46 | 2 | | | VP | 0 | | \$3,500.01 |
| 25030 | FUJIYOSHIDA | 07/15/1962 | Active | 24 | 0 | 11 | -11 | -31.43% | 38 | 14 | 1 | | | S,M,VP,SC | 2 | | \$3,300.03 |



Club Health Assessment for District 330 B through May 2025

| | | | Status | Membership | | | | | | | Reports | | | | | Finance | LCIF |
|---|---------------------|--------------|---|-----------------------------|-------------------|---------------------|----------------|---|----------------------------|--|-------------------------------------|------------------------------------|------------------------|--|---------------------------------------|-----------------|-----------------------------------|
| Club Number | Club Name | Charter Date | | Current Member Count | YTD Members Added | YTD Members Dropped | YTD Net Growth | YTD Net Growth% | Member Count 12 Months Ago | Avg. length of service for dropped members | Months Since Last MMR *** | Yrs. Since Last Officer Report | President Rotation | Vice President Reported **** | Months Since Last Activity Report *** | Account Balance | Donations for current Fiscal Year |
| | | | Number of times on status quo within last two years | If below 15 members appears | | | | If net loss is greater than 20% appears | | | If no report in 3 months appears in | When more than one year appears in | Number of repeat terms | Notes the officers that do not have appears in an active | If no report at 12 months red | | |
| Exc Award (06/30/2017, 06/30/2019) | | | | | | | | | | | | | | | | | |
| 45034 | FUJIYOSHIDA CHUO | 05/07/1985 | Active | 32 | 7 | 1 | 6 | 23.08% | 26 | 0 | 0 | | | T,M,VP,SC | 0 | | \$1,750.00 |
| Exc Award (06/30/2023) | | | | | | | | | | | | | | | | | |
| 25032 | HADANO | 07/23/1965 | Active | 37 | 2 | 1 | 1 | 2.78% | 37 | 4 | 9 | | | P,T,M,VP,SC | 1 | | \$6,270.09 |
| Exc Award (06/30/2017) | | | | | | | | | | | | | | | | | |
| 41629 | HADANO AZUMA | 06/21/1982 | Active | 36 | 3 | 0 | 3 | 9.09% | 34 | | 0 | | | S,T,M,VP,SC | 1 | | \$1,200.01 |
| Exc Award (06/30/2017, 06/30/2018, 06/30/20 | | | | | | | | | | | | | | | | | |
| 38388 | HADANO TANZAWA | 04/18/1980 | Active | 23 | 3 | 0 | 3 | 15.00% | 22 | | 0 | | 2 | VP,SC | 0 | | \$360.01 |
| Exc Award (06/30/2018, 06/30/2020) | | | | | | | | | | | | | | | | | |
| 25031 | HAKONE | 12/08/1961 | Active | 34 | 5 | 3 | 2 | 6.25% | 32 | 32 | 2 | | | M,VP,SC | 24+ | | \$3,900.09 |
| 25033 | HIRATSUKA | 09/25/1962 | Active | 24 | 1 | 2 | -1 | -4.00% | 26 | 18 | 3 | | | S,VP | 7 | | \$2,700.01 |
| 25034 | HIRATSUKA NADESHIKO | 11/20/1970 | Active | 16 | 0 | 0 | 0 | 0.00% | 16 | | 11 | | 2 | P,M,VP,SC | 7 | | \$500.02 |
| 51037 | HIRATSUKA SHONAN | 10/31/1990 | Active | 20 | 0 | 0 | 0 | 0.00% | 21 | | 11 | | | M,VP,SC | 7 | | \$700.01 |
| Exc Award (06/30/2023) | | | | | | | | | | | | | | | | | |
| 25071 | HOKUTO | 11/05/1964 | Active | 31 | 0 | 0 | 0 | 0.00% | 31 | | 11 | | | M,VP,SC | 2 | | \$3,680.00 |
| 25037 | ISEHARA | 10/03/1965 | Active | 43 | 3 | 2 | 1 | 2.38% | 45 | 28 | 4 | | | N | S,T,M,VP,SC | 7 | \$1,200.05 |
| 43686 | ISEHARA HIKARI | 03/12/1984 | Active | 21 | 2 | 0 | 2 | 10.53% | 23 | | 8 | | | N | P,S,T,M,VP SC | 7 | \$100.00 |
| 25038 | IZU OSHIMA | 10/03/1964 | Active | 11 | 0 | 2 | -2 | -15.38% | 13 | 12 | 2 | | 3 | S,T,M,VP,SC | 24+ | | \$240.07 |
| 25040 | KAMAKURA | 11/27/1966 | Active | 18 | 6 | 7 | -1 | -5.26% | 21 | 7 | 0 | | | M,VP,SC | 6 | | \$1,904.05 |
| 44690 | KAMAKURA NISHI | 02/04/1985 | Active | 14 | 1 | 0 | 1 | 7.69% | 13 | | 9 | | | N | P,S,T,SC | 24+ | \$340.07 |
| 25056 | KATSUNUMA YAMATO | 01/19/1964 | Active | 18 | 0 | 1 | -1 | -5.26% | 21 | 3 | 4 | | | N | SC | 24+ | \$2,000.00 |
| Exc Award (06/30/2021) | | | | | | | | | | | | | | | | | |
| 25059 | KAWAGUCHIKO | 07/14/1968 | Active | 22 | 2 | 1 | 1 | 4.76% | 18 | 8 | 6 | | | M,VP,SC | 4 | | \$210.00 |
| Exc Award (06/30/2016, 06/30/2017, 06/30/20 | | | | | | | | | | | | | | | | | |
| 25044 | KAWASAKI | 11/07/1962 | Active | 30 | 0 | 2 | -2 | -6.25% | 32 | 57 | 5 | | | P,T,M,VP,SC | 0 | | \$1,559.94 |
| 25043 | KAWASAKI AOI | 08/07/1972 | Active | 24 | 0 | 1 | -1 | -4.00% | 26 | 18 | 5 | | | S,T,M,VP,SC | 10 | | \$1,250.00 |
| 33981 | KAWASAKI FUJIMI | 05/31/1977 | Active | 33 | 4 | 0 | 4 | 13.79% | 30 | | 0 | | | P,T,M,VP,SC | 6 | | \$5,951.66 |
| Exc Award (06/30/2016, 06/30/2017, 06/30/20 | | | | | | | | | | | | | | | | | |



Club Health Assessment for District 330 B through May 2025

| | | | Status | Membership | | | | | | | Reports | | | | | Finance | LCIF |
|--|--------------------|--------------|---|-----------------------------|-------------------|---------------------|----------------|---|----------------------------|--|-------------------------------------|------------------------------------|------------------------|---|--|-----------------|-----------------------------------|
| Club Number | Club Name | Charter Date | | Current Member Count | YTD Members Added | YTD Members Dropped | YTD Net Growth | YTD Net Growth% | Member Count 12 Months Ago | Avg. length of service for dropped members | Months Since Last MMR *** | Yrs. Since Last Officer Report | President Rotation | Vice President Reported **** | Months Since Last Activity Report *** | Account Balance | Donations for current Fiscal Year |
| | | | Number of times on status quo within last two years | If below 15 members appears | | | | If net loss is greater than 20% appears | | | If no report in 3 months appears in | When more than one year appears in | Number of repeat terms | Notes the officers that do not have an active | If no report at 12 months appears in red | | |
| 25050 | KAWASAKI HIGASHI | 06/24/1966 | Active | 15 | 0 | 0 | 0 | 0.00% | 16 | | 11 | | | N | S,T,M,VP,SC | 24+ | \$198.84 |
| 43687 | KAWASAKI HOYU | 03/14/1984 | Active | 15 | 0 | 1 | -1 | -6.25% | 16 | 34 | 0 | | None | | P,S,T,M,VP SC | 24+ | \$6,170.02 |
| 47039 | KAWASAKI IKUTA | 03/09/1987 | Active | 30 | 0 | 4 | -4 | -11.76% | 35 | 7 | 3 | | | | P,S,T,M,VP SC | 24+ | \$1,500.00 |
| 25051 | KAWASAKI INADA | 03/26/1967 | Active | 28 | 1 | 0 | 1 | 3.70% | 28 | | 6 | | | R | P,T,M,VP,SC | 24+ | \$1,780.02 |
| 25057 | KAWASAKI KITA | 12/08/1963 | Active | 14 | 0 | 0 | 0 | 0.00% | 14 | | 22 | | None | | P,S,T,M,VP SC | 24+ | |
| 45475 | KAWASAKI LIBERTY | 10/07/1985 | Active | 31 | 4 | 0 | 4 | 14.81% | 27 | | 0 | | | | P,M,VP,SC | 0 | \$10,600.01 |
| 25058 | KAWASAKI MINAMI | 04/26/1964 | Active | 32 | 3 | 1 | 2 | 6.67% | 30 | 3 | 6 | | | N | T,VP | 24+ | \$7,429.54 |
| 25042 | KAWASAKI NAKAHARA | 06/21/1969 | Active | 10 | 0 | 2 | -2 | -16.67% | 12 | 10 | 0 | | | N | T | 0 | \$1,300.00 |
| 25049 | KAWASAKI NISHI | 07/25/1965 | Active | 26 | 3 | 0 | 3 | 13.04% | 24 | | 1 | | | N | S,T,M,VP,SC | 0 | \$1,000.01 |
| Exc Award (06/30/2019) | | | | | | | | | | | | | | | | | |
| 25054 | KAWASAKI RINKAI | 05/06/1968 | Active | 18 | 0 | 0 | 0 | 0.00% | 18 | | 12 | | | N | S,M,SC | 24+ | \$2,115.47 |
| 29166 | KAWASAKI SHIRAYURI | 04/03/1974 | Active | 15 | 1 | 0 | 1 | 7.14% | 15 | | 0 | | | N | S,M,VP,SC | 2 | \$850.01 |
| 25047 | KAWASAKI TAJIMA | 05/15/1965 | Active | 26 | 5 | 1 | 4 | 18.18% | 25 | 2 | 0 | | | | S,M,VP,SC | 12 | \$7,200.05 |
| Exc Award (06/30/2021) | | | | | | | | | | | | | | | | | |
| 25055 | KAWASAKI TAMAGAWA | 05/24/1968 | Active | 11 | 0 | 3 | -3 | -21.43% | 17 | 33 | 0 | | | | M,VP,SC | 17 | \$2,000.01 |
| 43295 | KAWASAKI TATSUMI | 12/27/1983 | Active | 11 | 1 | 0 | 1 | 10.00% | 8 | | 2 | | | | M,VP,SC | 0 | \$140.00 |
| 25062 | KOFU | 10/17/1957 | Active | 69 | 8 | 0 | 8 | 13.11% | 62 | | 2 | | | N | SC | 0 | \$1,960.07 |
| 25061 | KOFU CHUO | 07/22/1965 | Active | 27 | 2 | 1 | 1 | 3.85% | 25 | 28 | 0 | | | | P,M,VP,SC | 0 | \$520.00 |
| 56372 | KOFU CITY | 12/13/1994 | Active | 31 | 1 | 0 | 1 | 3.33% | 30 | | 10 | | | N | M,SC | 0 | \$440.00 |
| Exc Award (06/30/2018) | | | | | | | | | | | | | | | | | |
| 32454 | KOFU FUJI | 06/24/1976 | Active | 10 | 1 | 5 | -4 | -28.57% | 13 | 6 | 0 | | None | | P,S,T,M,VP SC | 24+ | |
| 48405 | KOFU KITA | 04/11/1988 | Active | 18 | 2 | 0 | 2 | 12.50% | 16 | | 6 | | | | M,VP,SC | 23 | \$320.03 |
| Exc Award (06/30/2020, 06/30/2024) | | | | | | | | | | | | | | | | | |
| 52129 | KOFU MAIZURU | 10/29/1991 | Active | 17 | 0 | 0 | 0 | 0.00% | 18 | | 11 | | | | VP,SC | 0 | \$6,340.05 |
| Exc Award (06/30/2017, 06/30/2018, 06/30/20) | | | | | | | | | | | | | | | | | |
| 25064 | KOFU MINAMI | 06/25/1970 | Active | 28 | 1 | 1 | 0 | 0.00% | 28 | 1 | 3 | | | N | P,S,T,M,VP SC | 2 | \$1,500.00 |



Club Health Assessment for District 330 B through May 2025

| | | | Status | Membership | | | | | | | Reports | | | | | Finance | LCIF |
|-------------|------------------------------------|--------------|---|-----------------------------|-------------------|---------------------|----------------|---|----------------------------|--|-------------------------------------|------------------------------------|------------------------|---|--|-----------------|-----------------------------------|
| Club Number | Club Name | Charter Date | | Current Member Count | YTD Members Added | YTD Members Dropped | YTD Net Growth | YTD Net Growth% | Member Count 12 Months Ago | Avg. length of service for dropped members | Months Since Last MMR *** | Yrs. Since Last Officer Report | President Rotation | Vice President Reported **** | Months Since Last Activity Report *** | Account Balance | Donations for current Fiscal Year |
| | | | Number of times on status quo within last two years | If below 15 members appears | | | | If net loss is greater than 20% appears | | | If no report in 3 months appears in | When more than one year appears in | Number of repeat terms | Notes the officers that do not have an active | If no report at 12 months appears in red | | |
| 64455 | KOFU WAKABA | 06/25/2001 | Active | 21 | 0 | 0 | 0 | 0.00% | 21 | | 10 | | | P,S,T,M,VP SC | 0 | 90+ Days | \$3,000.01 |
| 140878 | Koshu Fujisan | 02/14/2020 | Active | 29 | 5 | 0 | 5 | 20.83% | 24 | | 3 | | N | T,M,SC | 4 | | |
| | Exc Award (06/30/2022) | | | | | | | | | | | | | | | | |
| 25063 | MINAMI-ALPS | 09/18/1964 | Active | 64 | 4 | 1 | 3 | 4.92% | 62 | 11 | 4 | | N | P,T,M,VP,SC | 24+ | | \$5,200.16 |
| 25067 | MINAMIASHIGARA | 04/17/1973 | Active | 29 | 4 | 0 | 4 | 16.00% | 27 | | 0 | | N | P,T,M,SC | 3 | | \$3,000.10 |
| | Exc Award (06/30/2017) | | | | | | | | | | | | | | | | |
| 25068 | MINOBU | 10/05/1965 | Active | 12 | 2 | 1 | 1 | 9.09% | 11 | 55 | 0 | | | P,S,M,VP,SC | 17 | | \$260.03 |
| 25070 | MIURA | 06/20/1965 | Active | 36 | 7 | 0 | 7 | 24.14% | 30 | | 0 | | | P,S,T,M,VP SC | 24+ | | \$5,000.08 |
| 49531 | NAKAI | 05/12/1989 | Active | 19 | 2 | 1 | 1 | 5.56% | 18 | 3 | 1 | | | P,S,T,M,VP SC | 24+ | | |
| 25074 | NINOMIYA | 11/23/1967 | Active | 16 | 0 | 0 | 0 | 0.00% | 16 | | 11 | | N | S,M,SC | 24+ | | |
| 25073 | NIRASAKI | 12/06/1962 | Active | 40 | 1 | 1 | 0 | 0.00% | 44 | 37 | 4 | | | M,VP | 5 | | \$2,150.00 |
| 25075 | ODAWARA | 04/17/1961 | Active | 49 | 4 | 0 | 4 | 8.89% | 47 | | 1 | | N | P,T,SC | 2 | | \$10,170.11 |
| | Exc Award (06/30/2022, 06/30/2024) | | | | | | | | | | | | | | | | |
| 46609 | ODAWARA MATSUKAZE | 10/27/1986 | Active | 34 | 5 | 0 | 5 | 17.24% | 32 | | 0 | | N | T,SC | 14 | | \$5,770.06 |
| | Exc Award (06/30/2023) | | | | | | | | | | | | | | | | |
| 36172 | ODAWARA SHIRAUME | 10/23/1978 | Active | 69 | 14 | 4 | 10 | 16.95% | 60 | 13 | 0 | | | M,VP,SC | 0 | | \$31,091.22 |
| | Exc Award (06/30/2018, 06/30/2024) | | | | | | | | | | | | | | | | |
| 25076 | OISO | 11/30/1969 | Active | 14 | 1 | 0 | 1 | 7.69% | 15 | | 10 | | | M,VP,SC | 24+ | | \$1,400.01 |
| 43688 | RYUO | 03/05/1984 | Active | 19 | 0 | 1 | -1 | -5.00% | 21 | 10 | 0 | | R | S,T,M,SC | 10 | | \$1,000.05 |
| | Exc Award (06/30/2017, 06/30/2019) | | | | | | | | | | | | | | | | |
| 25078 | SAGAMIHARA | 06/14/1966 | Active | 13 | 1 | 1 | 0 | 0.00% | 14 | 23 | 0 | | None | P,S,M,VP,SC | 0 | | \$1,470.02 |
| 150576 | Sagamihara Arch | 04/27/2022 | Active | 17 | 0 | 4 | -4 | -19.05% | 22 | 3 | 0 | | N | S,VP,SC | 0 | | \$404.00 |
| | Exc Award (06/30/2023) | | | | | | | | | | | | | | | | |
| 33123 | SAGAMIHARA CHUO | 12/13/1976 | Active | 19 | 1 | 0 | 1 | 5.56% | 18 | | 8 | | N | M,SC | 3 | | \$1,800.05 |
| 89103 | SAGAMIHARA CITY | 08/12/2005 | Active | 49 | 2 | 4 | -2 | -3.92% | 52 | 9 | 0 | | N | | 8 | | \$6,130.12 |
| | Exc Award (06/30/2020, 06/30/2022) | | | | | | | | | | | | | | | | |
| 52138 | SAGAMIHARA KEYAKI | 11/04/1991 | Active | 14 | 0 | 2 | -2 | -12.50% | 16 | 1 | 4 | | N | P,T,SC | 13 | | \$480.03 |




Club Health Assessment for District 330 B through May 2025

| | | | Status | Membership | | | | | | | Reports | | | | | Finance | LCIF | |
|--|----------------------|--------------|---|-----------------------------|-------------------|---------------------|----------------|-----------------|---|--|---------------------------|-------------------------------------|------------------------------------|------------------------------|---|--|-----------------------------------|------------|
| Club Number | Club Name | Charter Date | | Current Member Count | YTD Members Added | YTD Members Dropped | YTD Net Growth | YTD Net Growth% | Member Count 12 Months Ago | Avg. length of service for dropped members | Months Since Last MMR *** | Yrs. Since Last Officer Report | President Rotation | Vice President Reported **** | Months Since Last Activity Report *** | Account Balance | Donations for current Fiscal Year | |
| | | | Number of times on status quo within last two years | If below 15 members appears | | | | | If net loss is greater than 20% appears | | | If no report in 3 months appears in | When more than one year appears in | Number of repeat terms | Notes the officers that do not have an active | If no report at 12 months appears in red | | |
| 37886 | SAMUKAWA | 12/10/1979 | Active | 16 | 2 | 3 | -1 | -5.88% | 17 | 10 | 8 | | | | T,M,VP,SC | 1 | | |
| Exc Award (06/30/2017, 06/30/2019) | | | | | | | | | | | | | | | | | | |
| 116808 | SHINYOKOHAMA | 05/08/2012 | Active | 13 | 0 | 0 | 0 | 0.00% | 13 | | 14 | | | | M,VP,SC | N/A | | \$2,000.01 |
| 25081 | TSURU | 07/01/1963 | Active | 50 | 4 | 3 | 1 | 2.04% | 51 | 9 | 3 | | | | S,M,VP,SC | 14 | | \$1,170.10 |
| Exc Award (06/30/2016) | | | | | | | | | | | | | | | | | | |
| 25082 | UENOHARA | 11/04/1963 | Active | 35 | 0 | 3 | -3 | -7.89% | 38 | 10 | 6 | | None | | P,S,T,M,VP SC | 24+ | 90+ Days | \$6,971.79 |
| 25083 | YAMAKITA | 12/12/1970 | Active | 41 | 6 | 3 | 3 | 7.89% | 38 | 28 | 0 | | | N | SC | 0 | | \$1,900.10 |
| Exc Award (06/30/2021) | | | | | | | | | | | | | | | | | | |
| 25084 | YAMANASHI | 08/24/1963 | Active | 36 | 1 | 0 | 1 | 2.86% | 35 | | 0 | | | N | P,M,VP,SC | 2 | | \$1,351.15 |
| 63894 | YAMANASHI CHUO | 01/04/2001 | Active | 14 | 1 | 1 | 0 | 0.00% | 14 | 29 | 7 | | None | | P,S,T,M,VP SC | 24+ | | |
| Exc Award (06/30/2018) | | | | | | | | | | | | | | | | | | |
| 124688 | Yamanashi Fujisakura | 04/23/2015 | Active | 17 | 2 | 0 | 2 | 13.33% | 14 | | 5 | | 3 | N | M,SC | 3 | | \$250.00 |
| 25086 | YAMATO CHUO CITY | 06/22/1972 | Active | 27 | 5 | 12 | -7 | -20.59% | 34 | 4 | 0 | | | | M,VP,SC | 22 | | \$7,827.74 |
| Exc Award (06/30/2018, 06/30/2019, 06/30/2020) | | | | | | | | | | | | | | | | | | |
| 31205 | YAMATO LIBERTY | 09/19/1975 | Active | 19 | 1 | 0 | 1 | 5.56% | 19 | | 1 | | | N | T,M,SC | 5 | | \$1,540.01 |
| Exc Award (06/30/2017) | | | | | | | | | | | | | | | | | | |
| 25093 | YOKOHAMA | 07/29/1952 | Active | 35 | 3 | 1 | 2 | 6.06% | 34 | 0 | 3 | | | N | M,SC | 0 | | \$5,000.01 |
| Exc Award (06/30/2023, 06/30/2024) | | | | | | | | | | | | | | | | | | |
| 58432 | YOKOHAMA AOBA | 06/17/1996 | Active | 26 | 2 | 0 | 2 | 8.33% | 24 | | 5 | | | | S,T,M,VP,SC | 22 | | \$500.01 |
| 25112 | YOKOHAMA ASAHI | 06/14/1969 | Active | 24 | 0 | 2 | -2 | -7.69% | 29 | 41 | 3 | | | | T,M,VP,SC | 2 | | \$2,000.03 |
| Exc Award (06/30/2018, 06/30/2019) | | | | | | | | | | | | | | | | | | |
| 62062 | YOKOHAMA BAYCITY | 06/08/1999 | Active | 9 | 0 | 0 | 0 | 0.00% | 9 | | 14 | | | | T,M,VP,SC | 24+ | | \$2,000.00 |
| 67700 | YOKOHAMA BELL | 04/15/2003 | Active | 14 | 0 | 0 | 0 | 0.00% | 14 | | 0 | | | | P,T,M,VP,SC | 13 | | |
| 25117 | YOKOHAMA CHOJA | 04/17/1971 | Active | 4 | 0 | 0 | 0 | 0.00% | 4 | | 11 | | | | VP,SC | 7 | | \$500.00 |
| 25092 | YOKOHAMA CHUO | 01/25/1964 | Active | 20 | 1 | 2 | -1 | -4.76% | 23 | 2 | 1 | | | | M,VP,SC | 1 | | \$2,700.01 |
| Exc Award (06/30/2023) | | | | | | | | | | | | | | | | | | |
| 115197 | YOKOHAMA CHUOICHIBA | 09/28/2011 | Active | 23 | 1 | 2 | -1 | -4.17% | 25 | 2 | 1 | | | | S,T,M,VP,SC | N/A | | \$200.00 |
| 122849 | Yokohama East | 07/31/2014 | Active | 18 | 0 | 0 | 0 | 0.00% | 18 | | 14 | | | | P,S,M,VP,SC | 24+ | | \$100.00 |



Club Health Assessment for District 330 B through May 2025

|  | | | Status | Membership | | | | | | Reports | | | | | Finance | LCIF | |
|--|--|--------------|---|-----------------------------|-------------------|---------------------|----------------|---|----------------------------|--|-------------------------------------|------------------------------------|------------------------|---|--|-----------------|-----------------------------------|
| Club Number | Club Name | Charter Date | | Current Member Count | YTD Members Added | YTD Members Dropped | YTD Net Growth | YTD Net Growth% | Member Count 12 Months Ago | Avg. length of service for dropped members | Months Since Last MMR *** | Yrs. Since Last Officer Report | President Rotation | Vice President Reported **** | Months Since Last Activity Report *** | Account Balance | Donations for current Fiscal Year |
| | | | Number of times on status quo within last two years | If below 15 members appears | | | | If net loss is greater than 20% appears | | | If no report in 3 months appears in | When more than one year appears in | Number of repeat terms | Notes the officers that do not have an active | If no report at 12 months appears in red | | |
| 25089 | YOKOHAMA FUJI | 04/10/1972 | Active | 14 | 0 | 0 | 0 | 0.00% | 14 | | 12 | | | P,S,M,VP,SC | 24+ | | \$560.03 |
| | Exc Award (06/30/2017) | | | | | | | | | | | | | | | | |
| 33911 | YOKOHAMA HIGASHITOTSUKA | 05/11/1977 | Active | 30 | 0 | 0 | 0 | 0.00% | 31 | | 11 | | | M,VP,SC | 0 | | \$5,400.11 |
| | Exc Award (06/30/2016, 06/30/2018) | | | | | | | | | | | | | | | | |
| 31955 | YOKOHAMA HIKARI | 03/30/1976 | Active | 21 | 1 | 2 | -1 | -4.55% | 24 | 14 | 0 | | N | T,M,SC | 0 | | \$3,041.38 |
| | Exc Award (06/30/2021) | | | | | | | | | | | | | | | | |
| 25094 | YOKOHAMA HODOGAYA | 03/29/1966 | Active | 15 | 0 | 0 | 0 | 0.00% | 16 | | 11 | | | M,VP,SC | 13 | | \$4,270.01 |
| 29168 | YOKOHAMA ISEZAKI | 04/03/1974 | Active | 14 | 1 | 2 | -1 | -6.67% | 18 | 36 | 5 | | | T,M,VP,SC | 9 | | \$1,000.00 |
| 25101 | YOKOHAMA ISOGO | 06/11/1966 | Active | 19 | 3 | 2 | 1 | 5.56% | 20 | 13 | 3 | | | M,VP,SC | 7 | | \$200.00 |
| 25121 | YOKOHAMA ISOGONISHI | 03/16/1972 | Active | 15 | 1 | 1 | 0 | 0.00% | 15 | 10 | 4 | | | M,VP,SC | 13 | | \$4,075.07 |
| | Exc Award (06/30/2017) | | | | | | | | | | | | | | | | |
| 50733 | YOKOHAMA IZUMI | 06/18/1990 | Active | 27 | 3 | 2 | 1 | 3.85% | 29 | 0 | 2 | | N | S,T,M,SC | 1 | | \$500.00 |
| 25114 | YOKOHAMA KINKO | 04/10/1971 | Active | 85 | 9 | 9 | 0 | 0.00% | 83 | 7 | 0 | | | M,VP,SC | 22 | | \$9,070.03 |
| | Exc Award (06/30/2021) | | | | | | | | | | | | | | | | |
| 25088 | YOKOHAMA KOTOBUKI | 09/24/1973 | Active | 25 | 3 | 3 | 0 | 0.00% | 25 | 11 | 0 | | N | P,M,SC | 24+ | | \$2,000.00 |
| 25097 | YOKOHAMA KOUNAN | 03/20/1965 | Active | 18 | 0 | 2 | -2 | -10.00% | 21 | 20 | 5 | | | P,S,T,M,VP SC | 13 | | \$6,400.04 |
| 33912 | YOKOHAMA KOUNANDAI | 05/18/1977 | Active | 33 | 4 | 6 | -2 | -5.71% | 35 | 5 | 0 | | | M,VP,SC | 0 | | \$2,000.01 |
| | Exc Award (06/30/2017, 06/30/2018, 06/30/2021) | | | | | | | | | | | | | | | | |
| 29167 | YOKOHAMA LIBERTY | 04/04/1974 | Active | 16 | 2 | 1 | 1 | 6.67% | 20 | 0 | 4 | | | P,T,VP,SC | 7 | | \$1,000.00 |
| | Exc Award (06/30/2018) | | | | | | | | | | | | | | | | |
| 25122 | YOKOHAMA MEI YING | 06/20/1970 | Active | 25 | 4 | 0 | 4 | 19.05% | 19 | | 6 | | | M,VP,SC | 24+ | | \$1,970.07 |
| | Exc Award (06/30/2021) | | | | | | | | | | | | | | | | |
| 25124 | YOKOHAMA MIDORI | 02/28/1971 | Active | 30 | 1 | 3 | -2 | -6.25% | 33 | 18 | 3 | | N | M | 0 | | \$3,340.12 |
| 29820 | YOKOHAMA MINATO MARINE | 09/16/1974 | Active | 11 | 0 | 4 | -4 | -26.67% | 21 | 11 | 1 | | N | M | 24+ | | \$110.00 |
| 52180 | YOKOHAMA MINATO MIRAI | 11/22/1991 | Active | 24 | 1 | 0 | 1 | 4.35% | 23 | | 10 | | | T,M,VP,SC | 20 | | \$480.00 |
| | Exc Award (06/30/2018) | | | | | | | | | | | | | | | | |
| 25107 | YOKOHAMA MINATO-BASHAMICHI | 04/06/1968 | Active | 29 | 3 | 4 | -1 | -3.33% | 34 | 9 | 1 | | N | SC | 12 | | \$2,200.04 |



Club Health Assessment for District 330 B through May 2025

| | | | Status | Membership | | | | | | | Reports | | | | | Finance | | LCIF |
|--|------------------------------|--------------|---|-----------------------------|-------------------|---------------------|----------------|-----------------|---|--|---------------------------|-------------------------------------|------------------------------------|------------------------------|---|--|-----------------------------------|------|
| Club Number | Club Name | Charter Date | | Current Member Count | YTD Members Added | YTD Members Dropped | YTD Net Growth | YTD Net Growth% | Member Count 12 Months Ago | Avg. length of service for dropped members | Months Since Last MMR *** | Yrs. Since Last Officer Report | President Rotation | Vice President Reported **** | Months Since Last Activity Report *** | Account Balance | Donations for current Fiscal Year | |
| | | | Number of times on status quo within last two years | If below 15 members appears | | | | | If net loss is greater than 20% appears | | | If no report in 3 months appears in | When more than one year appears in | Number of repeat terms | Notes the officers that do not have an active | If no report at 12 months appears in red | | |
| Exc Award (06/30/2021) | | | | | | | | | | | | | | | | | | |
| 53834 | YOKOHAMA MOTOMACHI | 11/17/1992 | Active | 8 | 1 | 0 | 1 | 14.29% | 8 | | 9 | | | M,VP,SC | 16 | | \$870.01 | |
| 62527 | YOKOHAMA NAKA | 11/23/1999 | Active | 83 | 21 | 3 | 18 | 27.69% | 65 | 8 | 0 | | 2 | M,VP,SC | 0 | | \$2,620.00 | |
| Exc Award (06/30/2017, 06/30/2019, 06/30/20) | | | | | | | | | | | | | | | | | | |
| 116437 | YOKOHAMA OHBIRIN | 03/27/2012 | Active | 36 | 15 | 9 | 6 | 20.00% | 31 | 2 | 2 | | | M,VP,SC | N/A | 90+ Days | | |
| 25087 | YOKOHAMA OHTORI COSMOPOLITAN | 12/04/1973 | Active | 13 | 2 | 0 | 2 | 18.18% | 11 | | 4 | | | N S,VP | 24+ | 90+ Days | \$2,000.00 | |
| 28116 | YOKOHAMA PORT HILL | 03/06/1974 | Active | 26 | 0 | 2 | -2 | -7.14% | 28 | 25 | 8 | | | N T,VP | 0 | | | |
| Exc Award (06/30/2017, 06/30/2018, 06/30/20) | | | | | | | | | | | | | | | | | | |
| 25116 | YOKOHAMA SEASIDE | 04/05/1970 | Active | 8 | 2 | 3 | -1 | -11.11% | 9 | 11 | 8 | | | M,VP,SC | 9 | 90+ Days | \$1,407.10 | |
| 28072 | YOKOHAMA SEYA | 02/06/1974 | Active | 15 | 0 | 2 | -2 | -11.76% | 17 | 10 | 5 | | 2 | M,VP,SC | 24+ | | | |
| 101561 | YOKOHAMA SUNSET 21 | 03/18/2008 | Active | 50 | 6 | 0 | 6 | 13.64% | 42 | | 0 | | | M,VP,SC | 11 | 90+ Days | \$9,840.05 | |
| Exc Award (06/30/2016, 06/30/2017, 06/30/20) | | | | | | | | | | | | | | | | | | |
| 41630 | YOKOHAMA TACHIBANA | 06/21/1982 | Active | 21 | 0 | 2 | -2 | -8.70% | 23 | 27 | 5 | | | M,VP,SC | 18 | | \$5,001.89 | |
| Exc Award (06/30/2017, 06/30/2018, 06/30/20) | | | | | | | | | | | | | | | | | | |
| 25104 | YOKOHAMA TOTSUKA | 12/05/1964 | Active | 17 | 1 | 0 | 1 | 6.25% | 15 | | 4 | | | P,M,VP,SC | 0 | | \$2,510.01 | |
| Exc Award (06/30/2018) | | | | | | | | | | | | | | | | | | |
| 46259 | YOKOHAMA TOTSUKA CHUO | 05/27/1986 | Active | 26 | 2 | 0 | 2 | 8.33% | 23 | | 3 | | | T,M,VP,SC | 0 | 90+ Days | \$3,910.08 | |
| 25105 | YOKOHAMA TSURUMI | 06/29/1963 | Active | 13 | 0 | 1 | -1 | -7.14% | 14 | 11 | 5 | | None | P,T,M,VP,SC | 6 | | \$2,600.07 | |
| 44401 | YOKOHAMA TSURUMI NISHI | 11/28/1984 | Active | 25 | 0 | 1 | -1 | -3.85% | 26 | 11 | 0 | | | N M,SC | 24+ | | \$1,000.00 | |
| Exc Award (06/30/2017, 06/30/2018, 06/30/20) | | | | | | | | | | | | | | | | | | |
| 54176 | YOKOHAMA TSUZUKI | 03/01/1993 | Active | 42 | 4 | 0 | 4 | 10.53% | 38 | | 0 | | | N S,M,SC | 0 | | \$3,260.00 | |
| 25111 | YOKOHAMA YAMATE | 05/23/1968 | Active | 9 | 4 | 0 | 4 | 80.00% | 5 | | 4 | | 2 | T,M,VP,SC | 6 | 90+ Days | \$500.82 | |
| 124907 | Yokohama-Kawasaki Rainbow | 05/26/2015 | Active | 8 | 0 | 0 | 0 | 0.00% | 10 | | 11 | | 2 | P,S,M,VP,SC | N/A | | | |
| 25113 | YOKOSUKA | 01/18/1964 | Active | 37 | 7 | 6 | 1 | 2.78% | 40 | 4 | 0 | | | N M,SC | 1 | | \$5,530.04 | |
| Exc Award (06/30/2021, 06/30/2023) | | | | | | | | | | | | | | | | | | |
| 25118 | YOKOSUKA CHUO | 02/22/1969 | Active | 32 | 2 | 3 | -1 | -3.03% | 35 | 26 | 1 | | | N M,SC | 6 | | \$1,300.00 | |
| 25123 | YOKOSUKA HIGASHI | 05/26/1972 | Active | 22 | 2 | 1 | 1 | 4.76% | 22 | 1 | 0 | | | N | 2 | | \$540.00 | |



Club Health Assessment for District 330 B through May 2025

INTERNATIONAL

| Club Number | Club Name | Charter Date | Status | Membership | | | | | | Reports | | | | | Finance | | LCIF | |
|-------------|------------------------|--------------|---|-----------------------------|-------------------|---------------------|----------------|---|----------------------------|--|-------------------------------------|------------------------------------|------------------------|---|--|-----------------|-----------------------------------|------------|
| | | | | Current Member Count | YTD Members Added | YTD Members Dropped | YTD Net Growth | YTD Net Growth% | Member Count 12 Months Ago | Avg. length of service for dropped members | Months Since Last MMR *** | Yrs. Since Last Officer Report | President Rotation | Vice President Reported **** | Months Since Last Activity Report *** | Account Balance | Donations for current Fiscal Year | |
| | | | Number of times on status quo within last two years | If below 15 members appears | | | | If net loss is greater than 20% appears | | | If no report in 3 months appears in | When more than one year appears in | Number of repeat terms | Notes the officers that do not have an active | If no report at 12 months appears in red | | | |
| 25120 | YOKOSUKA KINUGASA | 12/21/1972 | Active | 3 | 0 | 0 | 0 | 0.00% | 3 | | 12 | | | M,VP,SC | 24+ | | \$100.51 | |
| 25090 | YOKOSUKA KITA | 02/29/1972 | Active | 19 | 1 | 4 | -3 | -13.64% | 24 | 23 | 0 | | | N | M,VP | 10 | | \$2,800.01 |
| | Exc Award (06/30/2017) | | | | | | | | | | | | | | | | | |
| 32453 | YOKOSUKA MIKASA | 06/24/1976 | Active | 13 | 0 | 0 | 0 | 0.00% | 13 | | 10 | | | N | M,VP,SC | 10 | | \$9,215.44 |
| 25126 | YOKOSUKA MINAMI | 02/27/1971 | Active | 8 | 0 | 0 | 0 | 0.00% | 9 | | 11 | | 2 | R | | 11 | | \$1,000.01 |
| 25127 | YUGAWARA | 05/13/1963 | Active | 8 | 1 | 2 | -1 | -11.11% | 12 | 15 | 5 | | | | S,M,VP,SC | 0 | | |

Clubs Cancelled Previous Fiscal Year – Clubs Cancelled within last 12 months may be reinstated

| Club Number | Club Name | Charter Date | Current Status* | Cancellation Date |
|-------------|--------------------------|--------------|-----------------|-------------------|
| 29607 | KOFU HIGASHI | 06/25/1974 | Cancelled(6*) | 06/29/2024 |
| 43569 | SAGAMIHARA GREEN | 02/15/1984 | Cancelled(6*) | 06/29/2024 |
| 37142 | YOKOHAMA HONGO | 05/15/1979 | Cancelled(6*) | 06/29/2024 |
| 49565 | YOKOHAMA KANAZAWA MARINE | 05/30/1989 | Cancelled(6*) | 06/29/2024 |
| 68652 | YOKOHAMA SENIOR | 04/17/2003 | Cancelled(6*) | 06/29/2024 |

| Current Total Clubs Count | YTD New Clubs Count | YTD Cancelled Clubs Count | YTD Net Club Gain | Current Total Members Count | YTD Add | YTD Drop | YTD Net Growth | YTD Net Growth % | Member Count 12 Months Ago | Average Member Count Per Club | % of Clubs with less than 20 members | % No MMR in 3 Months | % No Officer Report in 12 Months | % of Clubs with balance 90+ days | Number of Clubs in Status Quo | % Status Quo Clubs in Financial Suspension | Number of Cancelled Clubs | Average Cancelled Club Age | Members Lost Due to Cancellation | % of Clubs Cancelled for Non-Financial Reasons |
|---------------------------|---------------------|---------------------------|-------------------|-----------------------------|---------|----------|----------------|------------------|----------------------------|-------------------------------|--------------------------------------|----------------------|----------------------------------|----------------------------------|-------------------------------|--|---------------------------|----------------------------|----------------------------------|--|
| 138 | 2 | 0 | 2 | 3,431 | 352 | 200 | 152 | 4.64% | 3,378 | 25 | 42% | 56% | 0% | 6% | 0 | 0% | 0 | 0 | 0 | 0% |

* - P - Priority Club. Cancellation Reasons: 1-Objectives/conduct, 2-Non-active club, 5-Non-existing club, 6-Disbanding, 7-Merger, 8-Financial Suspension, 9-District/Multiple District Dues.

** - Abbreviation: P-President, S-Secretary, T-Treasurer, M-Member Chairperson, VP-First Vice President, MC-Communications Chairperson, SC-Service Chairperson

*** - Abbreviation: N/R - Never reported using the Lions Clubs website, N/A - Not applicable, No password registered for the Lions Clubs website.

**** - Abbreviation: N - New, IP - Immediate Past, R - Repeat.



Club Health Assessment for District 330 C through May 2025

| | | | Status | Membership | | | | | | | Reports | | | | | Finance | | LCIF |
|-------------------------------|-----------------------------------|--------------|---|-----------------------------|-------------------|---------------------|----------------|---|----------------------------|--|-------------------------------------|------------------------------------|------------------------|---|--|-----------------|-----------------------------------|------|
| Club Number | Club Name | Charter Date | | Current Member Count | YTD Members Added | YTD Members Dropped | YTD Net Growth | YTD Net Growth% | Member Count 12 Months Ago | Avg. length of service for dropped members | Months Since Last MMR *** | Yrs. Since Last Officer Report | President Rotation | Vice President Reported **** | Months Since Last Activity Report *** | Account Balance | Donations for current Fiscal Year | |
| | | | Number of times on status quo within last two years | If below 15 members appears | | | | If net loss is greater than 20% appears | | | If no report in 3 months appears in | When more than one year appears in | Number of repeat terms | Notes the officers that do not have an active | If no report at 12 months appears in red | | | |
| Clubs less than two years old | | | | | | | | | | | | | | | | | | |
| 180725 | Kawagoe Aoi Kojinkai | 02/09/2025 | Active | 20 | 20 | 0 | 20 | 100.00% | 0 | | 3 | | | T,M,VP,SC | N/A | | | |
| 180720 | Kawagoe Aoi Nippon Sefty Engineer | 02/09/2025 | Active | 20 | 20 | 0 | 20 | 100.00% | 0 | | 3 | | | T,M,VP,SC | N/A | | | |
| 158059 | Saitama Smile | 04/24/2024 | Active | 23 | 1 | 4 | -3 | -11.54% | 26 | 2 | 4 | | None | P,M,VP,SC | N/R | | | |
| Clubs more than two years old | | | | | | | | | | | | | | | | | | |
| 24508 | AGEO | 04/09/1973 | Active | 53 | 4 | 8 | -4 | -7.02% | 68 | 27 | 1 | | | S,T,M,VP,SC | 24+ | | \$7,050.03 | |
| 45257 | AGEO CHUO | 06/11/1985 | Active | 15 | 1 | 0 | 1 | 7.14% | 14 | | 7 | | | P,T,M,VP,SC | 24+ | | \$1,000.00 | |
| 24510 | ASAKA | 04/18/1972 | Active | 36 | 1 | 1 | 0 | 0.00% | 43 | 36 | 1 | | | M,VP,SC | 9 | | \$3,000.00 | |
| 24511 | CHICHIBU | 10/20/1963 | Active | 35 | 4 | 3 | 1 | 2.94% | 34 | 31 | 4 | | None | P,S,T,M,VP SC | 24+ | | | |
| 36027 | CHICHIBU CHUO | 08/25/1978 | Active | 43 | 3 | 0 | 3 | 7.50% | 41 | | 2 | | N | SC | 2 | | \$3,050.00 | |
| 36639 | FUJIMI | 02/07/1979 | Active | 20 | 0 | 0 | 0 | 0.00% | 23 | | 11 | | N | P,SC | 0 | | | |
| 31287 | FUKAYA | 10/08/1975 | Active | 39 | 0 | 3 | -3 | -7.14% | 43 | 24 | 4 | | N | M,SC | 11 | | \$1,600.00 | |
| 24516 | GYODA | 01/18/1973 | Active | 25 | 0 | 1 | -1 | -3.85% | 28 | 5 | 4 | | N | S,M,SC | 24 | | \$400.00 | |
| 24520 | HANNO | 02/21/1972 | Active | 34 | 4 | 2 | 2 | 6.25% | 33 | 7 | 0 | | N | SC | 11 | | | |
| 43958 | HANYU | 05/11/1984 | Active | 6 | 0 | 0 | 0 | 0.00% | 6 | | 14 | | | P,T,M,VP,SC | 24+ | | | |
| 31288 | HASUDA | 10/08/1975 | Active | 35 | 3 | 1 | 2 | 6.06% | 34 | 45 | 1 | | N | SC | 2 | | \$1,000.00 | |
| Exc Award (06/30/2017) | | | | | | | | | | | | | | | | | | |
| 39107 | HIDAKA MUSASHI L C | 11/26/1980 | Active | 7 | 1 | 0 | 1 | 16.67% | 12 | | 2 | | | P,M,VP,SC | 24+ | | | |
| 29976 | HIGASHIMATSUYAMA | 11/29/1974 | Active | 10 | 0 | 1 | -1 | -9.09% | 11 | 1 | 8 | | | P,S,T,M,VP SC | 24+ | | \$450.00 | |
| 24523 | HONJO | 11/19/1971 | Active | 26 | 1 | 0 | 1 | 4.00% | 26 | | 10 | | | P,M,VP,SC | 0 | | | |
| 36420 | INA | 12/29/1978 | Active | 42 | 11 | 4 | 7 | 20.00% | 35 | 24 | 0 | | | P,T,M,VP,SC | 23 | | \$1,678.07 | |
| 24524 | IRUMA | 04/27/1967 | Active | 19 | 0 | 0 | 0 | 0.00% | 19 | | 0 | | | M,VP,SC | 7 | | | |
| 24525 | IWATSUKI | 03/30/1966 | Active | 71 | 4 | 0 | 4 | 5.97% | 69 | | 1 | | N | S,T,M | 13 | | \$13,800.25 | |
| 24527 | KASUKABE | 10/28/1965 | Active | 52 | 13 | 0 | 13 | 33.33% | 40 | | 1 | | N | M,SC | 2 | | \$4,300.01 | |
| 33194 | KASUKABE CHUO | 12/31/1976 | Active | 12 | 8 | 2 | 6 | 100.00% | 6 | 0 | 0 | | 4 | P,T,M,VP,SC | 0 | | | |



Club Health Assessment for District 330 C through May 2025

| | | | Status | Membership | | | | | | | Reports | | | | | Finance | LCIF | |
|------------------------|---------------------|--------------|---|-----------------------------|-------------------|---------------------|----------------|-----------------|---|--|---------------------------|-------------------------------------|------------------------------------|------------------------------|---|-------------------------------|-----------------------------------|--|
| Club Number | Club Name | Charter Date | | Current Member Count | YTD Members Added | YTD Members Dropped | YTD Net Growth | YTD Net Growth% | Member Count 12 Months Ago | Avg. length of service for dropped members | Months Since Last MMR *** | Yrs. Since Last Officer Report | President Rotation | Vice President Reported **** | Months Since Last Activity Report *** | Account Balance | Donations for current Fiscal Year | |
| | | | Number of times on status quo within last two years | If below 15 members appears | | | | | If net loss is greater than 20% appears | | | If no report in 3 months appears in | When more than one year appears in | Number of repeat terms | Notes the officers that do not have an active | If no report at 12 months red | | |
| 154190 | Kasukabe Fuji | 04/18/2023 | Active | 26 | 14 | 5 | 9 | 52.94% | 19 | 3 | 0 | | | N | 19 | | | |
| 24529 | KAWAGOE | 11/26/1965 | Active | 22 | 2 | 1 | 1 | 4.76% | 37 | 2 | 0 | | | M,VP,SC | 7 | | \$455.25 | |
| 33788 | KAWAGOE AOI | 04/04/1977 | Active | 60 | 47 | 44 | 3 | 5.26% | 58 | 1 | 0 | | | R | 6 | | 126,323.04 | |
| 42137 | KAWAGOE CHUO | 12/20/1982 | Active | 40 | 5 | 6 | -1 | -2.44% | 41 | 8 | 4 | | None | P,S,T,M,VP SC | 24 | | | |
| 32030 | KAWAGOE HATSUKARI | 04/06/1976 | Active | 18 | 0 | 4 | -4 | -18.18% | 29 | 37 | 3 | | | N | 12 | | | |
| 108671 | KAWAGOE TSUBASA | 06/17/2010 | Active | 12 | 1 | 1 | 0 | 0.00% | 21 | 6 | 10 | 1 | None | P,S,T,M,VP SC | 24+ | | | |
| 24526 | KAWAGUCHI | 05/08/1961 | Active | 21 | 0 | 4 | -4 | -16.00% | 25 | 17 | 0 | | | N | 2 | | | |
| 49365 | KAWAGUCHI HIGASHI | 03/31/1989 | Active | 13 | 0 | 1 | -1 | -7.14% | 14 | 10 | 5 | | | N | 14 | | \$1,000.00 | |
| 37888 | KAZO | 12/10/1979 | Active | 30 | 5 | 8 | -3 | -9.09% | 34 | 9 | 2 | | | | 1 | | | |
| 35894 | KOONOSU | 06/05/1978 | Active | 10 | 0 | 0 | 0 | 0.00% | 13 | | 11 | | | P,S,T,M,VP SC | 17 | | \$1,000.00 | |
| 31290 | KOSHIGAYA | 10/07/1975 | Active | 32 | 3 | 2 | 1 | 3.23% | 31 | 25 | 0 | | | N | 0 | | \$3,300.00 | |
| 41811 | KOSHIGAYA CHUO | 08/11/1982 | Active | 20 | 0 | 2 | -2 | -9.09% | 24 | 20 | 0 | | | S,T,M,VP,SC | 2 | | \$1,000.00 | |
| 46793 | KUKI | 12/08/1986 | Active | 14 | 0 | 0 | 0 | 0.00% | 14 | | 14 | | | M,VP,SC | 18 | | | |
| 24530 | KUMAGAYA | 03/07/1966 | Active | 25 | 1 | 2 | -1 | -3.85% | 26 | 5 | 4 | | | T,VP,SC | 5 | | | |
| 36360 | MISATO | 12/11/1978 | Active | 11 | 0 | 0 | 0 | 0.00% | 11 | | 21 | | | N | 16 | | | |
| Exc Award (06/30/2017) | | | | | | | | | | | | | | | | | | |
| 56891 | MISATO NIODORI | 04/26/1995 | Active | 20 | 2 | 0 | 2 | 11.11% | 18 | | 1 | | | P,T,M,VP,SC | 24+ | | \$1,000.00 | |
| 37890 | MIYOSHI SAITAMA L C | 12/04/1979 | Active | 12 | 2 | 0 | 2 | 20.00% | 11 | | 0 | | | M,VP,SC | 20 | | \$500.00 | |
| 34149 | NIIZA CHUO | 06/24/1977 | Active | 27 | 5 | 1 | 4 | 17.39% | 23 | 43 | 0 | | | N | 17 | | \$1,100.00 | |
| 31291 | NISHICHICHIBU L C | 10/17/1975 | Active | 35 | 1 | 1 | 0 | 0.00% | 35 | 2 | 1 | | | S,T,M,VP,SC | 0 | | \$1,750.00 | |
| 34714 | NISHIIRUMA | 11/16/1977 | Active | 34 | 1 | 2 | -1 | -2.86% | 36 | 4 | 5 | | | N | 21 | | \$3,000.00 | |
| 37891 | OGAWA | 12/18/1979 | Active | 19 | 2 | 0 | 2 | 11.76% | 18 | | 9 | | | N | 18 | | \$1,900.00 | |
| 39108 | OHI | 11/19/1980 | Active | 13 | 0 | 0 | 0 | 0.00% | 15 | | 7 | | | P,T,VP,SC | 24+ | | | |
| 54118 | OKABE | 02/22/1993 | Active | 13 | 0 | 1 | -1 | -7.14% | 14 | 25 | 0 | | | P,S,M,VP,SC | 20 | | | |
| 33488 | OKEGAWA | 03/14/1977 | Active | 17 | 3 | 0 | 3 | 21.43% | 14 | | 4 | | | P,S,M,VP,SC | 24+ | | \$3,700.00 | |



Club Health Assessment for District 330 C through May 2025

| | | | Status | Membership | | | | | | Reports | | | | | Finance | LCIF | | |
|------------------------------------|----------------------|--------------|---|-----------------------------|-------------------|---------------------|----------------|---|----------------------------|--|-------------------------------------|------------------------------------|------------------------|---|--|-----------------|-----------------------------------|-------------|
| Club Number | Club Name | Charter Date | | Current Member Count | YTD Members Added | YTD Members Dropped | YTD Net Growth | YTD Net Growth% | Member Count 12 Months Ago | Avg. length of service for dropped members | Months Since Last MMR *** | Yrs. Since Last Officer Report | President Rotation | Vice President Reported **** | Months Since Last Activity Report *** | Account Balance | Donations for current Fiscal Year | |
| | | | Number of times on status quo within last two years | If below 15 members appears | | | | If net loss is greater than 20% appears | | | If no report in 3 months appears in | When more than one year appears in | Number of repeat terms | Notes the officers that do not have an active | If no report at 12 months appears in red | | | |
| 24538 | OMIYA | 05/14/1965 | Active | 29 | 0 | 0 | 0 | 0.00% | 29 | | 11 | | | N | M,SC | 17 | | \$300.00 |
| 53806 | OMIYA CHUO GREEN | 11/10/1992 | Active | 13 | 5 | 1 | 4 | 44.44% | 22 | 7 | 0 | | | N | S,M,VP,SC | 0 | | \$1,000.00 |
| Exc Award (06/30/2016, 06/30/2017) | | | | | | | | | | | | | | | | | | |
| 30903 | OMIYA HIKAWA | 06/10/1975 | Active | 10 | 0 | 1 | -1 | -9.09% | 11 | 2 | 8 | | | | M,VP,SC | 24+ | | |
| 24537 | OMIYA KITA | 06/19/1970 | Active | 38 | 0 | 0 | 0 | 0.00% | 38 | | 10 | | None | | P,S,T,M,VP SC | 14 | | \$1,900.00 |
| 35895 | OMIYA MINUMA | 06/26/1978 | Active | 19 | 1 | 3 | -2 | -9.52% | 21 | 34 | 1 | | | N | P,S,T,M,VP SC | 1 | | \$2,303.92 |
| Exc Award (06/30/2016) | | | | | | | | | | | | | | | | | | |
| 57700 | OMIYA SENIOR | 12/28/1995 | Active | 12 | 1 | 1 | 0 | 0.00% | 12 | 22 | 3 | | | | P,T,M,VP,SC | 14 | | |
| 53432 | RANZAN TOKIGAWA L C | 06/26/1992 | Active | 16 | 1 | 0 | 1 | 6.67% | 16 | | 0 | | | N | S,T,M,SC | 0 | | |
| Exc Award (06/30/2016) | | | | | | | | | | | | | | | | | | |
| 105074 | SAITAMA HARMONY | 03/26/2009 | Active | 12 | 1 | 1 | 0 | 0.00% | 12 | 16 | 10 | | | | M,VP,SC | 24+ | | |
| 31675 | SAITAMA MINAMI ROYAL | 02/03/1976 | Active | 29 | 0 | 1 | -1 | -3.33% | 42 | 16 | 1 | | | | S,M,VP,SC | 7 | | |
| 48752 | SAITAMA SAKURA | 06/24/1988 | Active | 12 | 1 | 1 | 0 | 0.00% | 13 | 8 | 5 | | | N | SC | 6 | | \$800.00 |
| 24658 | SAITAMA YONO | 11/30/1971 | Active | 9 | 0 | 0 | 0 | 0.00% | 10 | | 11 | | 6 | | P,T,M,VP,SC | 24 | | |
| 29421 | SAYAMA | 05/30/1974 | Active | 23 | 1 | 0 | 1 | 4.55% | 23 | | 6 | | | N | | 24+ | | \$1,000.01 |
| 34794 | SHIRAOKA | 12/05/1977 | Active | 11 | 1 | 1 | 0 | 0.00% | 12 | 16 | 1 | | | | P,M,VP,SC | 2 | | \$110.00 |
| 24540 | SOKA | 06/13/1968 | Active | 20 | 2 | 3 | -1 | -4.76% | 21 | 8 | 1 | | | | T,M,VP,SC | 1 | | \$1,900.05 |
| 56842 | SUGITO | 04/17/1995 | Active | 9 | 0 | 0 | 0 | 0.00% | 10 | | 0 | | | | M,VP,SC | 2 | | \$105.00 |
| 24545 | TODA | 05/31/1972 | Active | 38 | 4 | 1 | 3 | 8.57% | 35 | 22 | 4 | | | N | S,T,M,SC | 6 | | \$5,800.00 |
| 24649 | TOKOROZAWA | 09/11/1969 | Active | 7 | 0 | 0 | 0 | 0.00% | 14 | | 0 | | | R | S,T,M,VP,SC | 1 | | |
| 24644 | URAWA | 02/14/1967 | Active | 6 | 0 | 1 | -1 | -14.29% | 7 | 37 | 6 | | | | P,T,M,VP,SC | 7 | | |
| 24657 | WAKO | 12/02/1969 | Active | 14 | 0 | 0 | 0 | 0.00% | 14 | | 14 | | 2 | R | M,SC | 2 | | |
| 24656 | WARABI | 12/11/1965 | Active | 9 | 2 | 2 | 0 | 0.00% | 11 | 2 | 7 | | | | M,VP,SC | 15 | | |
| 30992 | YASHIO | 06/20/1975 | Active | 30 | 3 | 0 | 3 | 11.11% | 27 | | 8 | | | | T,M,VP,SC | 1 | | \$14,000.00 |
| 58630 | YONO SHINTOSHIN | 08/01/1996 | Active | 25 | 0 | 0 | 0 | 0.00% | 32 | | 0 | | | | M,VP,SC | 0 | | \$6,100.00 |
| Exc Award (06/30/2016, 06/30/2019) | | | | | | | | | | | | | | | | | | |



Club Health Assessment for District 330 C through May 2025

| | | | Status | Membership | | | | | | Reports | | | | | Finance | LCIF | |
|-------------|-----------|--------------|---|-----------------------------|-------------------|---------------------|---|-----------------|----------------------------|--|-------------------------------------|------------------------------------|------------------------|---|--|-----------------|-----------------------------------|
| Club Number | Club Name | Charter Date | | Current Member Count | YTD Members Added | YTD Members Dropped | YTD Net Growth | YTD Net Growth% | Member Count 12 Months Ago | Avg. length of service for dropped members | Months Since Last MMR *** | Yrs. Since Last Officer Report | President Rotation | Vice President Reported **** | Months Since Last Activity Report *** | Account Balance | Donations for current Fiscal Year |
| | | | Number of times on status quo within last two years | If below 15 members appears | | | If net loss is greater than 20% appears | | | | If no report in 3 months appears in | When more than one year appears in | Number of repeat terms | Notes the officers that do not have an active | If no report at 12 months appears in red | | |

Clubs Cancelled Previous Fiscal Year – Clubs Cancelled within last 12 months may be reinstated

| Club Number | Club Name | Charter Date | Current Status* | Cancellation Date |
|-------------|------------|--------------|-----------------|-------------------|
| 31714 | OMIYA CHUO | 02/12/1976 | Cancelled(7*) | 06/29/2024 |

| Current Total Clubs Count | YTD New Clubs Count | YTD Cancelled Clubs Count | YTD Net Club Gain | Current Total Members Count | YTD Add | YTD Drop | YTD Net Growth | YTD Net Growth % | Member Count 12 Months Ago | Average Member Count Per Club | % of Clubs with less than 20 members | % No MMR in 3 Months | % No Officer Report in 12 Months | % of Clubs with balance 90+ days | Number of Clubs in Status Quo | % Status Quo Clubs in Financial Suspension | Number of Cancelled Clubs | Average Cancelled Club Age | Members Lost Due to Cancellation | % of Clubs Cancelled for Non-Financial Reasons |
|---------------------------|---------------------|---------------------------|-------------------|-----------------------------|---------|----------|----------------|------------------|----------------------------|-------------------------------|--------------------------------------|----------------------|----------------------------------|----------------------------------|-------------------------------|--|---------------------------|----------------------------|----------------------------------|--|
| 68 | 2 | 0 | 2 | 1,578 | 216 | 132 | 84 | 5.62% | 1,624 | 23 | 46% | 53% | 1% | 0% | 0 | 0% | 0 | 0 | 0 | 0% |

* - P - Priority Club. Cancellation Reasons: 1-Objectives/conduct, 2-Non-active club, 5-Non-existing club, 6-Disbanding, 7-Merger, 8-Financial Suspension, 9-District/Multiple District Dues.

** - Abbreviation: P-President, S-Secretary, T-Treasurer, M-Member Chairperson, VP-First Vice President, MC-Communications Chairperson, SC-Service Chairperson

*** - Abbreviation: N/R - Never reported using the Lions Clubs website, N/A - Not applicable, No password registered for the Lions Clubs website.

**** - Abbreviation: N - New, IP - Immediate Past, R - Repeat.